



QI

QI is an exciting lighting concept set to **revolutionize** the way designers consider **traditional 3-circuit lighting track applications**. Perfect for retrofit or new designs, **QI fits seamlessly within regular EU tracks**. The types of applications are only restricted by the designers imagination, its wide range of power and outputs, integrated driver, choice of beam angles including asymmetric light distribution, make **QI** perfect for retail, museum, educational and commercial projects, just to name but a few.


ID 19









Design
Quargnale

esse-ci

FEATURES

-  Direct emission
-  UGR <22
-  IP40

LED

-  3000K/4000K
-  >90 lm/W; >105 lm/W
-  CRI >90
-  Eye safety: R60/R61
-  Mac Adams 3
-  L80/B10 >50.000h

CERTIFICATIONS

-  EEA Conformity
-  Energy efficiency
-  5 years warranty

ON REQUEST

-  DALI - code D*

SPECIFICATIONS

Built-in driver.
Satin methacrylate diffuser for wide beam emission.
Polycarbonate lens for asymmetrical emission.

BODY

Aluminum with polycarbonate electric adapter.
Compatible with EU Track rails.

RELATED PRODUCTS

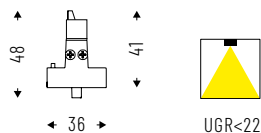
Eurostandard Track (P. 200)

*Verificare disponibilità

QI PG LOW POWER

IP 40

Methacrylate satin antistatic diffuser screen, UGR<22.
ILC (Indirect Light Control) technology for partially indirect emission.



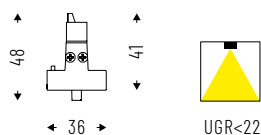
Cod. 4000K	W	lm	L mm
19PG12K4	12W	1185	650
19PG18K4	18W	1777	930
19PG24K4	24W	2368	1210
19PG30K4	30W	2961	1490
19PG36K4	36W	3553	1770
19PG48K4	48W	4739	2330

Cod. 3000K	W	lm	L mm
19PG12K3	12W	1135	650
19PG18K3	18W	1703	930
19PG24K3	24W	2270	1210
19PG30K3	30W	2838	1490
19PG36K3	36W	3406	1770
19PG48K3	48W	4541	2330

QI PG HIGH POWER

IP 40

Methacrylate satin antistatic diffuser screen, UGR<22.
ILC (Indirect Light Control) technology for partially indirect emission.



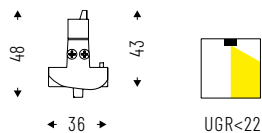
Cod. 4000K	W	lm	L mm
19PG24K4HP	24W	2457	650
19PG36K4HP	36W	3686	930
19PG48K4HP	48W	4915	1210
19PG60K4HP	60W	6144	1490
19PG72K4HP	72W	7372	1770
19PG96K4HP	96W	9830	2330

Cod. 3000K	W	lm	L mm
19PG24K3HP	24W	2376	650
19PG36K3HP	36W	3564	930
19PG48K3HP	48W	4752	1210
19PG60K3HP	60W	5940	1490
19PG72K3HP	72W	7128	1770
19PG96K3HP	96W	9504	2330

QI AS-DX LOW POWER

IP 40

Polycarbonate lens for asymmetrical beam.
Maximum installation height: 3 meters.



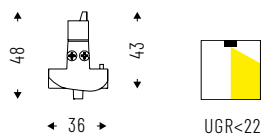
Cod. 4000K	Icon	lm	L mm
19AS12K4DX	12W	1487	650
19AS18K4DX	18W	2232	930
19AS24K4DX	24W	2976	1210
19AS30K4DX	30W	3719	1490
19AS36K4DX	36W	4463	1770
19AS48K4DX	48W	5950	2330

Cod. 3000K	Icon	lm	L mm
19AS12K3DX	12W	1439	650
19AS18K3DX	18W	2158	930
19AS24K3DX	24W	2878	1210
19AS30K3DX	30W	3597	1490
19AS36K3DX	36W	4316	1770
19AS48K3DX	48W	5755	2330

QI AS-DX HIGH POWER

IP 40

Polycarbonate lens for asymmetrical beam.
Maximum installation height: 3 meters.



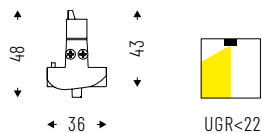
Cod. 4000K	Icon	lm	L mm
19AS24K4HPDX	24W	2976	650
19AS36K4HPDX	36W	4463	930
19AS48K4HPDX	48W	5951	1210
19AS60K4HPDX	60W	7438	1490
19AS72K4HPDX	72W	8925	1770
19AS96K4HPDX	96W	11900	2330

Cod. 3000K	Icon	lm	L mm
19AS24K3HPDX	24W	2878	650
19AS36K3HPDX	36W	4316	930
19AS48K3HPDX	48W	5755	1210
19AS60K3HPDX	60W	7194	1490
19AS72K3HPDX	72W	8633	1770
19AS96K3HPDX	96W	11510	2330

QI AS-SX LOW POWER

IP 40

Polycarbonate lens for asymmetrical beam.
Maximum installation height: 3 meters.



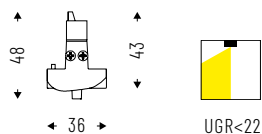
Cod. 4000K	Icon	lm	L mm
19AS12K4SX	12W	1487	650
19AS18K4SX	18W	2232	930
19AS24K4SX	24W	2976	1210
19AS30K4SX	30W	3719	1490
19AS36K4SX	36W	4463	1770
19AS48K4SX	48W	5950	2330

Cod. 3000K	Icon	lm	L mm
19AS12K3SX	12W	1439	650
19AS18K3SX	18W	2158	930
19AS24K3SX	24W	2878	1210
19AS30K3SX	30W	3597	1490
19AS36K3SX	36W	4316	1770
19AS48K3SX	48W	5755	2330

QI AS-SX HIGH POWER

IP 40

Polycarbonate lens for asymmetrical beam.
Maximum installation height: 3 meters.



Cod. 4000K	Icon	lm	L mm
19AS24K4HPSX	24W	2976	650
19AS36K4HPSX	36W	4463	930
19AS48K4HPSX	48W	5951	1210
19AS60K4HPSX	60W	7438	1490
19AS72K4HPSX	72W	8925	1770
19AS96K4HPSX	96W	11900	2330

Cod. 3000K	Icon	lm	L mm
19AS24K3HPSX	24W	2878	650
19AS36K3HPSX	36W	4316	930
19AS48K3HPSX	48W	5755	1210
19AS60K3HPSX	60W	7194	1490
19AS72K3HPSX	72W	8633	1770
19AS96K3HPSX	96W	11510	2330



APPLICAZIONE QI SU BINARIO



QI APPLICATION ON TRACK

In case of installation of **QI AS** on existing tracks, it is necessary to pay attention to the use of the right or left version of the devices, in order to direct the asymmetrical flow correctly.

The particular «A» of the track must be identified and consequently the luminaire should be chosen between: **QI AS-SX** or **QI AS-DX**.

