

esse-ci

ID CODE: 86



PIPE LINE MONO


Design: Esse-Ci



An elegant and extremely minimal design and high performance make PIPE LINE MONO a suspension fixture with direct emission suitable to illuminate any context: office, retail, or residential.

The **PG optics with homogeneous emission** allows to illuminate environments with diffused light while the **high contrast optics** with microcells with high glare control (UGR <16) is the perfect solution for desks and workstations.








ID CODE: 86







PIPE LINE MONO

SPECIFICATIONS

FEATURES

-  Direct Emission
-  UGR <16; <22
-  IP 40




LED

-  3000K/4000K
-  >115 lm/W; >132 lm/W
-  CRI >90
-  Eye safety: RG0/RG1
-  Mac Adams 3
-  L80/B10 >50.000h

CERTIFICATIONS

-  CE
-  A+
-  5 years warranty

ON REQUEST

-  DALI - RDD code*
-  Bluetooth - BT code*
-  Emergency kit 1/3 hour EM/EM.3h code*

*verify the version

Specifications Remote driver.

Optice

- PG: Methacrylate satin diffuser for soft emission with UGR<22
- DK: Microcell diffuser UGR <16

Body Spun aluminum with epoxy powder coating.

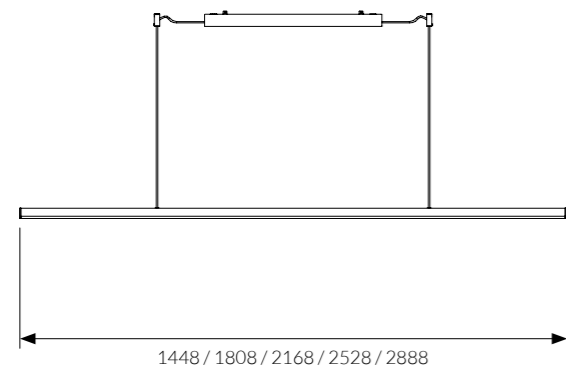
Colour

- White RAL 9003 wrinkled - Code: W
- Black RAL 9005 wrinkled - Code: BK


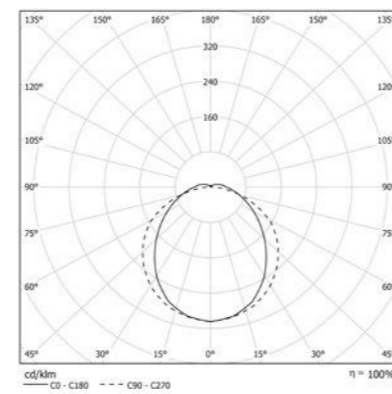
PIPE LINE MONO PG

OPTIC

Methacrylate satin diffuser for soft diffusion with UGR<22.



IP 40 A+



COLOUR TEMPERATURE

4000K

COD	💡	lm	mm
86PG31L49M	31W	4092	1448
86PG39L49M	39W	5148	1808
86PG46L49M	46W	6072	2168
86PG54L49M	54W	7128	2528
86PG62L49M	62W	8184	2888

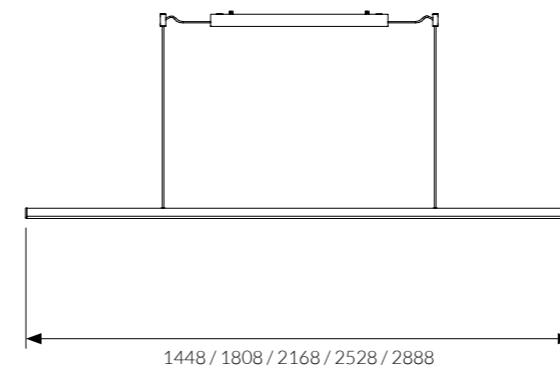
3000K

COD	💡	lm	mm
86PG31L39M	31W	3765	1448
86PG39L39M	39W	4737	1808
86PG46L39M	46W	5587	2168
86PG54L39M	54W	6558	2528
86PG62L39M	62W	7530	2888


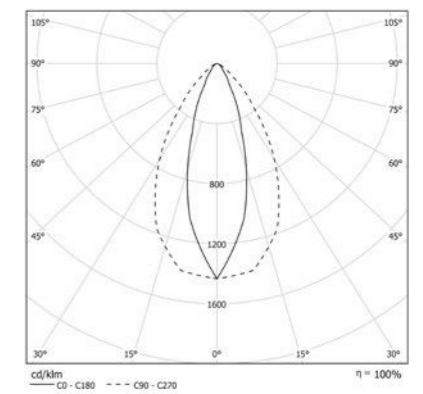
PIPE LINE MONO DK

OPTIC

High Contrast diffuser UGR<16.



IP 40 A+



COLOUR TEMPERATURE

4000K

COD	💡	lm	mm
86DK31L49M	31W	3575	1448
86DK39L49M	39W	4497	1808
86DK46L49M	46W	5305	2168
86DK54L49M	54W	6227	2528
86DK62L49M	62W	7150	2888

3000K

COD	💡	lm	mm
86DK31L39M	31W	3324	1448
86DK39L39M	39W	4181	1808
86DK46L39M	46W	4931	2168
86DK54L39M	54W	5789	2528
86DK62L39M	62W	6646	2888