



PIPELINE MONO




Elegant and extremely minimal design combined with high performance make **PIPE LINE MONO** a suspension with Direct emission suitable for illuminating any context: office, retail, or residential areas. The remote driver makes installation extremely flexible. The **PG optic with homogeneous emission** allows to illuminate environments with diffused light while the high contrast microcell optics with high glare control (UGR <16) is the perfect solution for desks and workstations.

ID 86









esse-ci

FEATURES

-  Direct emission
-  UGR <16; <22
-  IP 40





LED

-  3000K/4000K
-  >132 lm/W
-  CRI >90
-  Eye safety: RG0/RG1
-  Mac Adams 3
-  L80/B10 >50.000h

CERTIFICATIONS

-  EEA Conformity
-  Energy efficiency
-  5 years warranty

ON REQUEST

-  DALI - code D
-  Bluetooth - code BT*
-  Emergency 1 hr - code EM
Emergency 3 hrs - code EM3R*
-  2700K - code K27*

SPECIFICATIONS

Remote driver.
PG: Satin methacrylate diffuser for homogeneous emission UGR <22.
DK: Diffuser with UGR <16 microcells.

BODY

Aluminum with epoxy powder coating.

COLORS

White RAL 9003 wrinkled
- code W
Black RAL 9005 wrinkled
- code BK

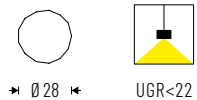
* Where available

PIPE LINE MONO^{PG}

IP 40

Methacrylate satin diffuser for soft diffusion,
UGR<22.

Remote driver.



Cod. 4000K	☼	lm	L mm
86PG31K4M	31W	4092	1448
86PG39K4M	39W	5148	1808
86PG46K4M	46W	6072	2168
86PG54K4M	54W	7128	2528
86PG62K4M	62W	8184	2888

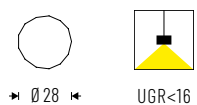
Cod. 3000K	☼	lm	L mm
86PG31K3M	31W	3765	1448
86PG39K3M	39W	4737	1808
86PG46K3M	46W	5587	2168
86PG54K3M	54W	6558	2528
86PG62K3M	62W	7530	2888

PIPE LINE MONO^{DK}

IP 40

High Contrast diffuser UGR<16.

Remote driver.



Cod. 4000K	☼	lm	L mm
86DK31K4M	31W	3575	1448
86DK39K4M	39W	4497	1808
86DK46K4M	46W	5305	2168
86DK54K4M	54W	6227	2528
86DK62K4M	62W	7150	2888

Cod. 3000K	☼	lm	L mm
86DK31K3M	31W	3324	1448
86DK39K3M	39W	4181	1808
86DK46K3M	46W	4931	2168
86DK54K3M	54W	5789	2528
86DK62K3M	62W	6646	2888