



# MOON

**MOON** is the new device for **wall or ceiling installations**. The minimal design and **IP65 protection** rating make it suitable for general lighting in any context, both indoor and outdoor, such as stairs, corridors, passageways, parking lots and wherever sober lighting is needed.

**ID 51**









esse-ci

## FEATURES

-  Direct emission
-  UGR < 22
-  IP 65
-  IK 10
-  -25°-> +40°/45°
-  750°



## LED

-  3000K/4000K
-  >100 lm/W
-  CRI > 80
-  Eye safety: RG0/RG1
-  Mac Adams 3
-  L80/B10 >50.000h

## CERTIFICATIONS

-  EEA Conformity
-  Energy efficiency
-  5 years warranty

## ON REQUEST

-  DALI - code D\*
-  Emergency 1 hr - code EM\*  
Emergency 3 hrs - code EM3H\*

## SPECIFICATIONS

SMD LED technology.  
Built-in driver.  
Impact resistant polycarbonate diffuser.

## BODY

Polycarbonate.

## COLORS

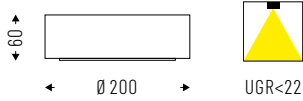
White RAL 9003 - code B  
Black RAL 9005 - code C8

\* Where available

# MOON SMALL

IP 65 IK10

Impact resistant polycarbonate diffuser.



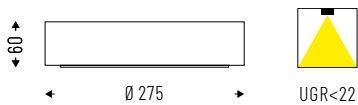
Cod. 4000K	Icon	lm	Ø mm
51P013K4S65	13W	1158	200

Cod. 3000K	Icon	lm	Ø mm
51P013K3S65	13W	1055	200

# MOON MEDIUM

IP 65 IK10

Impact resistant polycarbonate diffuser.



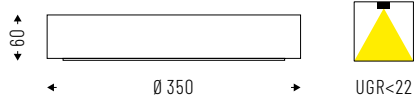
Cod. 4000K	Icon	lm	Ø mm
51P018K4M65	18W	2014	275
51P025K4M65	25W	2515	275

Cod. 3000K	Icon	lm	Ø mm
51P018K3M65	18W	1921	275
51P025K3M65	25W	2340	275

# MOON LARGE

IP 65 IK10

Impact resistant polycarbonate diffuser.



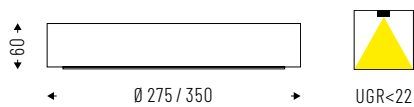
Cod. 4000K	☼	lm	Ø mm
51P027K4L65	27W	3173	350

Cod. 3000K	☼	lm	Ø mm
51P027K3L65	27W	3005	350

# MOON INTELLIGENT

IP 65 IK10

Impact resistant polycarbonate diffuser.  
Built-in presence sensor.



Cod. 4000K	☼	lm	Ø mm
51P018K4M65I	18W	2014	275
51P025K4M65I	25W	2515	275
51P027K4L65I	27W	3173	350

Cod. 3000K	☼	lm	Ø mm
51P018K3M65I	18W	1921	275
51P025K3M65I	25W	2340	275
51P027K3L65I	27W	3005	350