

esse-ci

ID CODE: 39



recessed

MAKE

Design: Esse-Ci



MAKE is the new **adjustable downlight** that you can choose in different configurations: with edge, frameless, with double spot or with backward optics. Available in micro, mini, small, medium, large sizes for installation from 50 to 150 mm in diameter.






ID CODE: 39

MAKE

SPECIFICATIONS









FEATURES

-  Direct Emission
-  UGR <16*; <22
-  IP 44

* with accessory 39AAUGR





LED

-  3000K/4000K
-  >100 lm/W
-  CRI >90
-  Eye safety: RG0/RG1
-  Mac Adams 3
-  L80/B10 >50.000h

CERTIFICATIONS

-  CE
-  A+
-  5 years warranty

ON REQUEST

-  DALI - RDD code*
-  Bluetooth - BT code*
-  Emergency kit 1/3 hour EM/EM 3h code*
-  2700K - 5000K

*verify the version

Specifications Built-in driver..

Optic · Lente in policarbonato, fascio: 15°, 24°, 36°, 50°.
· Riflettore frontale in policarbonato.

Body Manufactured from pressure die-cast aluminum with epoxy powder coating.

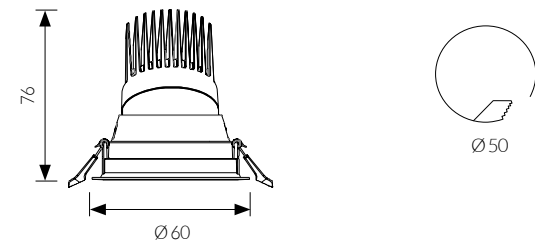
Colour ○ White RAL 9003 wrinkled - Code: W
● Black RAL 9005 wrinkled - Code: BK

MAKE MICRO

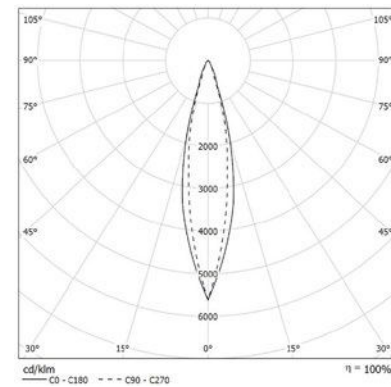
Adjustable recessed installation.

OPTIC

Polycarbonate lens \varnothing 25mm.
Beam: 15° - 24° - 36° - 50°.



IP 44 A+



COLOUR TEMPERATURE

4000K

3000K

COD	💡	lm
39OR3L4915	3W 15°	375
39OR3L4924	3W 24°	375
39OR3L4936	3W 36°	375
39OR3L4950	3W 50°	375
39OR6L4915	6W 15°	600
39OR6L4924	6W 24°	600
39OR6L4936	6W 36°	600
39OR6L4950	6W 50°	600
39OR9L4915	9W 15°	793
39OR9L4924	9W 24°	793
39OR9L4936	9W 36°	793
39OR9L4950	9W 50°	793

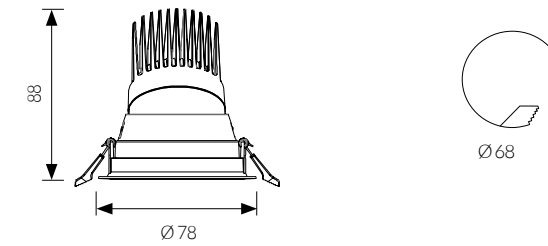
COD	💡	lm
39OR3L3915	3W 15°	355
39OR3L3924	3W 24°	355
39OR3L3936	3W 36°	355
39OR3L3950	3W 50°	355
39OR6L3915	6W 15°	568
39OR6L3924	6W 24°	568
39OR6L3936	6W 36°	568
39OR6L3950	6W 50°	568
39OR9L3915	9W 15°	752
39OR9L3924	9W 24°	752
39OR9L3936	9W 36°	752
39OR9L3950	9W 50°	752

MAKE MINI

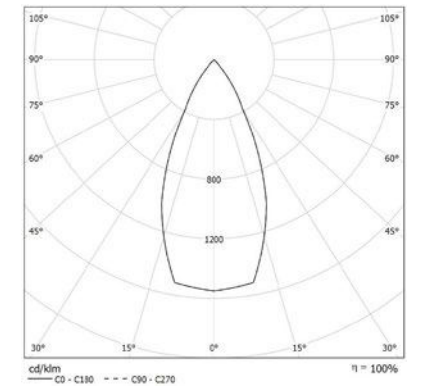
Adjustable recessed installation.

OPTIC

Polycarbonate lens \varnothing 35mm.
Beam: 15° - 24° - 36° - 50°.



IP 44 A+



COLOUR TEMPERATURE

4000K

3000K

COD	💡	lm
39OR3L4915MN	3W 15°	353
39OR3L4924MN	3W 24°	353
39OR3L4936MN	3W 36°	353
39OR3L4950MN	3W 50°	353
39OR6L4915MN	6W 15°	600
39OR6L4924MN	6W 24°	600
39OR6L4936MN	6W 36°	600
39OR6L4950MN	6W 50°	600
39OR11L4915MN	11W 15°	897
39OR11L4924MN	11W 24°	897
39OR11L4936MN	11W 36°	897
39OR11L4950MN	11W 50°	897

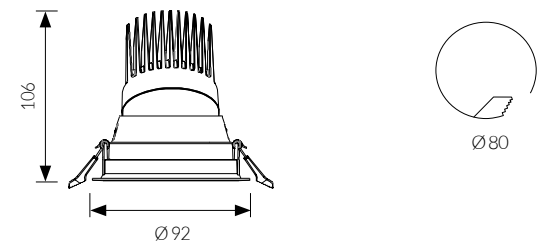
COD	💡	lm
39OR3L3915MN	3W 15°	348
39OR3L3924MN	3W 24°	348
39OR3L3936MN	3W 36°	348
39OR3L3950MN	3W 50°	348
39OR6L3915MN	6W 15°	591
39OR6L3924MN	6W 24°	591
39OR6L3936MN	6W 36°	591
39OR6L3950MN	6W 50°	591
39OR11L3915MN	11W 15°	852
39OR11L3924MN	11W 24°	852
39OR11L3936MN	11W 36°	852
39OR11L3950MN	11W 50°	852

MAKE SMALL

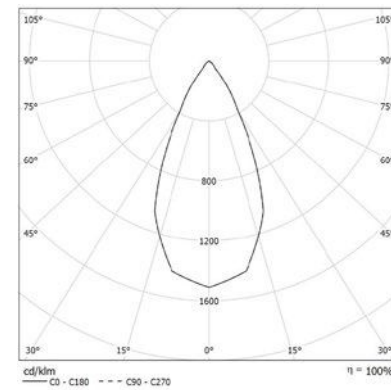
Adjustable recessed installation.

OPTIC

Polycarbonate lens \varnothing 50mm.
Beam: 15° - 24° - 36° - 50°.



IP 44 A+



COLOUR TEMPERATURE

4000K

3000K

COD	Light Bulb Icon	lm
39OR9L4915S	9W 15°	935
39OR9L4924S	9W 24°	935
39OR9L4936S	9W 36°	935
39OR9L4950S	9W 50°	935
39OR13L4915S	13W 15°	1285
39OR13L4924S	13W 24°	1285
39OR13L4936S	13W 36°	1285
39OR13L4950S	13W 50°	1285
39OR18L4915S	18W 15°	1825
39OR18L4924S	18W 24°	1825
39OR18L4936S	18W 36°	1825
39OR18L4950S	18W 50°	1825

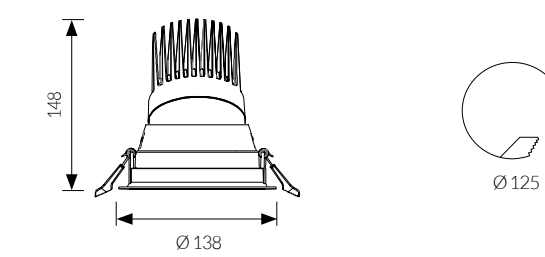
COD	Light Bulb Icon	lm
39OR9L3915S	9W 15°	919
39OR9L3924S	9W 24°	919
39OR9L3936S	9W 36°	919
39OR9L3950S	9W 50°	919
39OR13L3915S	13W 15°	1263
39OR13L3924S	13W 24°	1263
39OR13L3936S	13W 36°	1263
39OR13L3950S	13W 50°	1263
39OR18L3915S	18W 15°	1795
39OR18L3924S	18W 24°	1795
39OR18L3936S	18W 36°	1795
39OR18L3950S	18W 50°	1795

MAKE MEDIUM

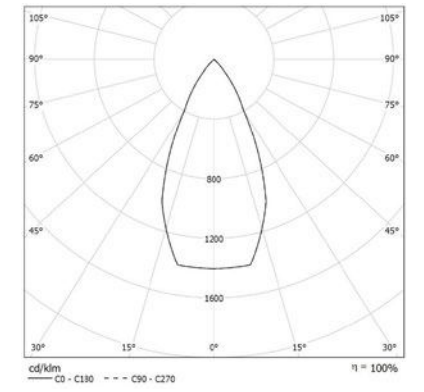
Adjustable recessed installation.

OPTIC

Polycarbonate lens \varnothing 75mm.
Beam: 15° - 24° - 36° - 50°.



IP 44 A+



COLOUR TEMPERATURE

4000K

3000K

COD	Light Bulb Icon	lm
39OR18L4915M	18W 15°	1944
39OR18L4924M	18W 24°	1944
39OR18L4936M	18W 36°	1944
39OR18L4950M	18W 50°	1944
39OR27L4915M	27W 15°	2610
39OR27L4924M	27W 24°	2610
39OR27L4936M	27W 36°	2610
39OR27L4950M	27W 50°	2610
39OR36L4915M	36W 15°	3497
39OR36L4924M	36W 24°	3497
39OR36L4936M	36W 36°	3497
39OR36L4950M	36W 50°	3497

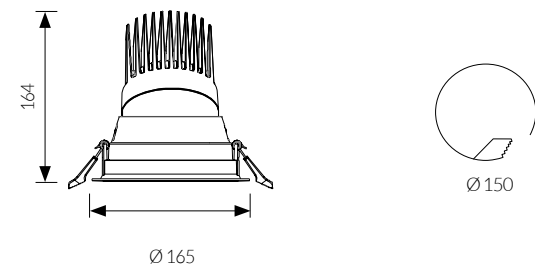
COD	Light Bulb Icon	lm
39OR18L3915M	18W 15°	1914
39OR18L3924M	18W 24°	1914
39OR18L3936M	18W 36°	1914
39OR18L3950M	18W 50°	1914
39OR27L3915M	27W 15°	2570
39OR27L3924M	27W 24°	2570
39OR27L3936M	27W 36°	2570
39OR27L3950M	27W 50°	2570
39OR36L3915M	36W 15°	3448
39OR36L3924M	36W 24°	3448
39OR36L3936M	36W 36°	3448
39OR36L3950M	36W 50°	3448

MAKE LARGE

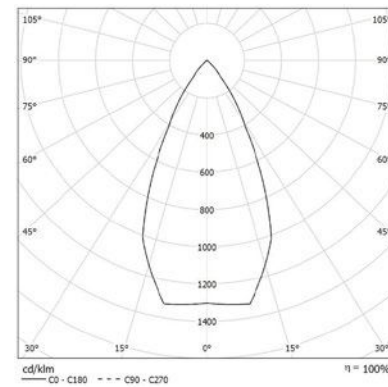
Adjustable recessed installation.

OPTIC

Polycarbonate lens \varnothing 83mm.
Beam: 15° - 24° - 36° - 50°.



IP 44 A+



COLOUR TEMPERATURE

4000K

3000K

COD	💡	lm
39OR25L4915L	25W 15°	2553
39OR25L4924L	25W 24°	2553
39OR25L4936L	25W 36°	2553
39OR25L4950L	25W 50°	2553
39OR36L4915L	36W 15°	3503
39OR36L4924L	36W 24°	3503
39OR36L4936L	36W 36°	3503
39OR36L4950L	36W 50°	3503
39OR40L4915L	40W 15°	4401
39OR40L4924L	40W 24°	4401
39OR40L4936L	40W 36°	4401
39OR40L4950L	40W 50°	4401

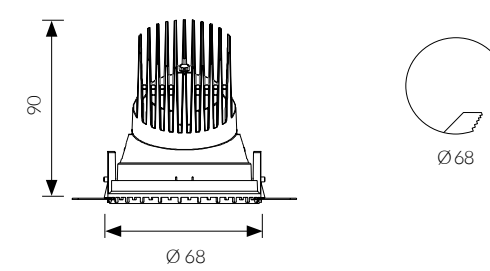
COD	💡	lm
39OR25L3915L	25W 15°	2515
39OR25L3924L	25W 24°	2515
39OR25L3936L	25W 36°	2515
39OR25L3950L	25W 50°	2515
39OR36L3915L	36W 15°	3402
39OR36L3924L	36W 24°	3402
39OR36L3936L	36W 36°	3402
39OR36L3950L	36W 50°	3402
39OR40L3915L	40W 15°	4353
39OR40L3924L	40W 24°	4353
39OR40L3936L	40W 36°	4353
39OR40L3950L	40W 50°	4353

MAKE FL MINI

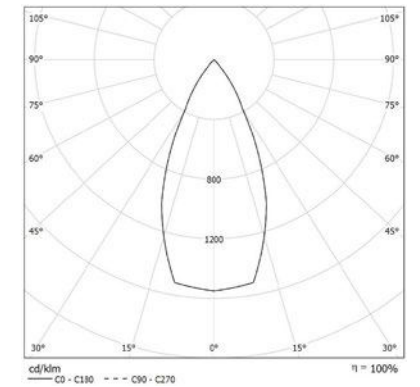
Adjustable frameless recessed installation.

OPTIC

Polycarbonate lens \varnothing 35mm.
Beam: 15° - 24° - 36° - 50°.



IP 44 A+



COLOUR TEMPERATURE

4000K

3000K

COD	💡	lm
39FL3L4915MN	3W 15°	353
39FL3L4924MN	3W 24°	353
39FL3L4936MN	3W 36°	353
39FL3L4950MN	3W 50°	353
39FL6L4915MN	6W 15°	600
39FL6L4924MN	6W 24°	600
39FL6L4936MN	6W 36°	600
39FL6L4950MN	6W 50°	600
39FL11L4915MN	11W 15°	897
39FL11L4924MN	11W 24°	897
39FL11L4936MN	11W 36°	897
39FL11L4950MN	11W 50°	897

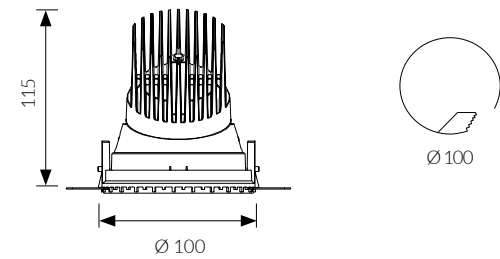
COD	💡	lm
39FL3L3915MN	3W 15°	348
39FL3L3924MN	3W 24°	348
39FL3L3936MN	3W 36°	348
39FL3L3950MN	3W 50°	348
39FL6L3915MN	6W 15°	591
39FL6L3924MN	6W 24°	591
39FL6L3936MN	6W 36°	591
39FL6L3950MN	6W 50°	591
39FL11L3915MN	11W 15°	852
39FL11L3924MN	11W 24°	852
39FL11L3936MN	11W 36°	852
39FL11L3950MN	11W 50°	852

MAKE FL SMALL

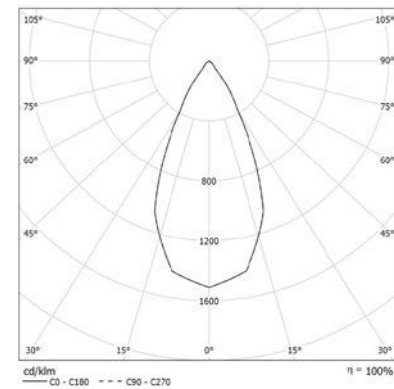
Adjustable frameless recessed installation.

OPTIC

Polycarbonate lens \varnothing 50mm.
Beam: 15° - 24° - 36° - 50°.



IP 44 A+



COLOUR TEMPERATURE

4000K

3000K

COD	Light Bulb Icon	lm
39FL9L4915S	9W 15°	935
39FL9L4924S	9W 24°	935
39FL9L4936S	9W 36°	935
39FL9L4950S	9W 50°	935
39FL13L4915S	13W 15°	1285
39FL13L4924S	13W 24°	1285
39FL13L4936S	13W 36°	1285
39FL13L4950S	13W 50°	1285
39FL18L4915S	18W 15°	1825
39FL18L4924S	18W 24°	1825
39FL18L4936S	18W 36°	1825
39FL18L4950S	18W 50°	1825

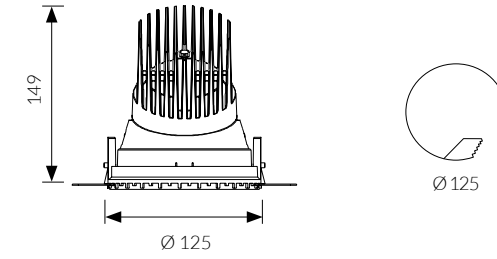
COD	Light Bulb Icon	lm
39FL9L3915S	9W 15°	919
39FL9L3924S	9W 24°	919
39FL9L3936S	9W 36°	919
39FL9L3950S	9W 50°	919
39FL13L3915S	13W 15°	1263
39FL13L3924S	13W 24°	1263
39FL13L3936S	13W 36°	1263
39FL13L3950S	13W 50°	1263
39FL18L3915S	18W 15°	1795
39FL18L3924S	18W 24°	1795
39FL18L3936S	18W 36°	1795
39FL18L3950S	18W 50°	1795

MAKE FL MEDIUM

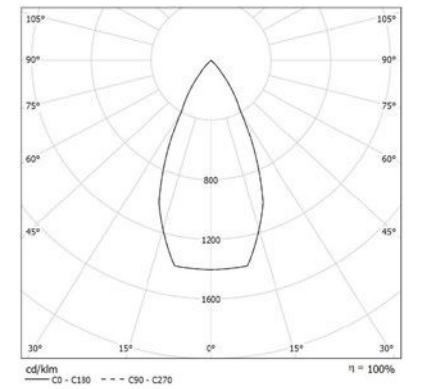
Adjustable frameless recessed installation.

OPTIC

Polycarbonate lens \varnothing 75mm.
Beam: 15° - 24° - 36° - 50°.



IP 44 A+



COLOUR TEMPERATURE

4000K

3000K

COD	Light Bulb Icon	lm
39FL18L4915M	18W 15°	1944
39FL18L4924M	18W 24°	1944
39FL18L4936M	18W 36°	1944
39FL18L4950M	18W 50°	1944
39FL27L4915M	27W 15°	2610
39FL27L4924M	27W 24°	2610
39FL27L4936M	27W 36°	2610
39FL27L4950M	27W 50°	2610
39FL36L4915M	36W 15°	3497
39FL36L4924M	36W 24°	3497
39FL36L4936M	36W 36°	3497
39FL36L4950M	36W 50°	3497

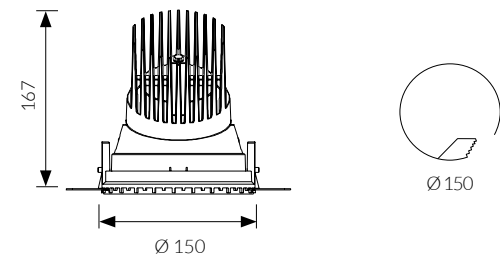
COD	Light Bulb Icon	lm
39FL18L3915M	18W 15°	1914
39FL18L3924M	18W 24°	1914
39FL18L3936M	18W 36°	1914
39FL18L3950M	18W 50°	1914
39FL27L3915M	27W 15°	2570
39FL27L3924M	27W 24°	2570
39FL27L3936M	27W 36°	2570
39FL27L3950M	27W 50°	2570
39FL36L3915M	36W 15°	3448
39FL36L3924M	36W 24°	3448
39FL36L3936M	36W 36°	3448
39FL36L3950M	36W 50°	3448

MAKE FL LARGE

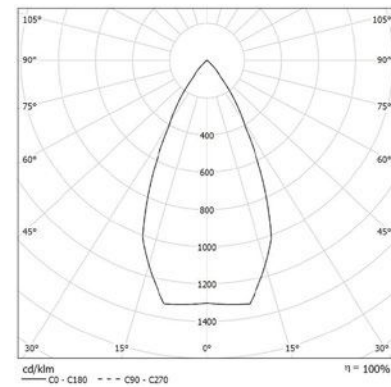
Adjustable frameless recessed installation.

OPTIC

Polycarbonate lens \varnothing 83mm.
Beam: 15° - 24° - 36° - 50°.



IP 44 A+



COLOUR TEMPERATURE

4000K

3000K

COD	Light Bulb Icon	lm
39FL25L4915L	25W 15°	2553
39FL25L4924L	25W 24°	2553
39FL25L4936L	25W 36°	2553
39FL25L4950L	25W 50°	2553
39FL36L4915L	36W 15°	3503
39FL36L4924L	36W 24°	3503
39FL36L4936L	36W 36°	3503
39FL36L4950L	36W 50°	3503
39FL40L4915L	40W 15°	4401
39FL40L4924L	40W 24°	4401
39FL40L4936L	40W 36°	4401
39FL40L4950L	40W 50°	4401

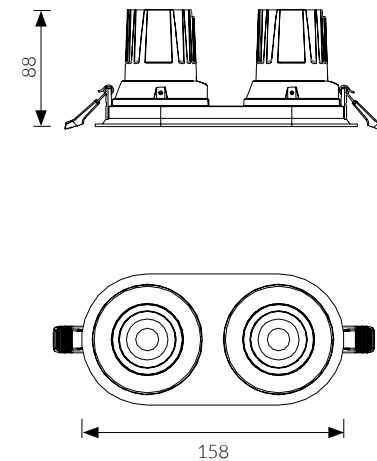
COD	Light Bulb Icon	lm
39FL25L3915L	25W 15°	2515
39FL25L3924L	25W 24°	2515
39FL25L3936L	25W 36°	2515
39FL25L3950L	25W 50°	2515
39FL36L3915L	36W 15°	3402
39FL36L3924L	36W 24°	3402
39FL36L3936L	36W 36°	3402
39FL36L3950L	36W 50°	3402
39FL40L3915L	40W 15°	4353
39FL40L3924L	40W 24°	4353
39FL40L3936L	40W 36°	4353
39FL40L3950L	40W 50°	4353

MAKE DOUBLE MINI

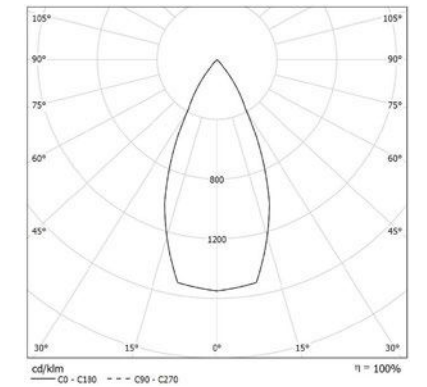
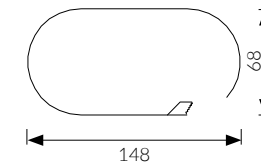
Adjustable double recessed installation.

OPTIC

Polycarbonate lens \varnothing 35mm.
Beam: 15° - 24° - 36° - 50°.



IP 44 A+



COLOUR TEMPERATURE

4000K

3000K

COD	Light Bulb Icon	lm
39OR23L4915MN	2x3W 15°	706
39OR23L4924MN	2x3W 24°	706
39OR23L4936MN	2x3W 36°	706
39OR23L4950MN	2x3W 50°	706
39OR26L4915MN	2x6W 15°	1200
39OR26L4924MN	2x6W 24°	1200
39OR26L4936MN	2x6W 36°	1200
39OR26L4950MN	2x6W 50°	1200
39OR211L4915MN	2x11W 15°	1794
39OR211L4924MN	2x11W 24°	1794
39OR211L4936MN	2x11W 36°	1794
39OR211L4950MN	2x11W 50°	1794

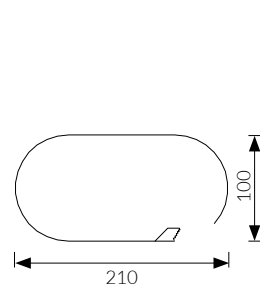
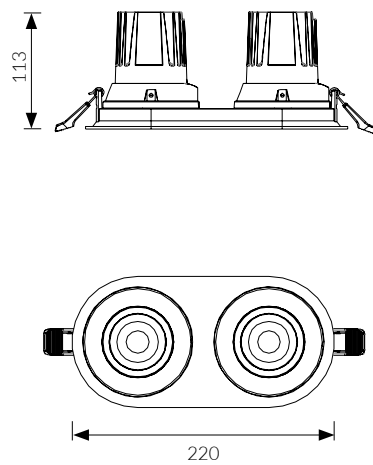
COD	Light Bulb Icon	lm
39OR23L3915MN	2x3W 15°	696
39OR23L3924MN	2x3W 24°	696
39OR23L3936MN	2x3W 36°	696
39OR23L3950MN	2x3W 50°	696
39OR26L3915MN	2x6W 15°	1182
39OR26L3924MN	2x6W 24°	1182
39OR26L3936MN	2x6W 36°	1182
39OR26L3950MN	2x6W 50°	1182
39OR211L3915MN	2x11W 15°	1704
39OR211L3924MN	2x11W 24°	1704
39OR211L3936MN	2x11W 36°	1704
39OR211L3950MN	2x11W 50°	1704

MAKE DOUBLE SMALL

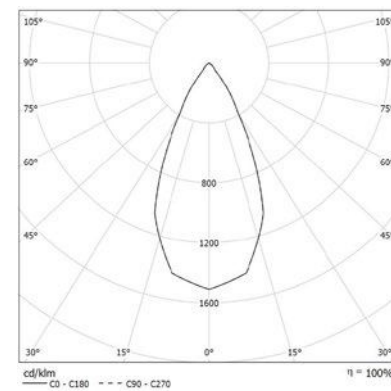
Adjustable double recessed installation.

OPTIC

Polycarbonate lens ø 50mm.
Beam: 15° - 24° - 36° - 50°.



IP 44 A+



COLOUR TEMPERATURE

4000K

3000K

COD	Light Source	lm
39OR29L4915S	2x9W 15°	1870
39OR29L4924S	2x9W 24°	1870
39OR29L4936S	2x9W 36°	1870
39OR29L4950S	2x9W 50°	1870
39OR213L4915S	2x13W 15°	2570
39OR213L4924S	2x13W 24°	2570
39OR213L4936S	2x13W 36°	2570
39OR213L4950S	2x13W 50°	2570
39OR218L4915S	2x18W 15°	3650
39OR218L4924S	2x18W 24°	3650
39OR218L4936S	2x18W 36°	3650
39OR218L4950S	2x18W 50°	3650

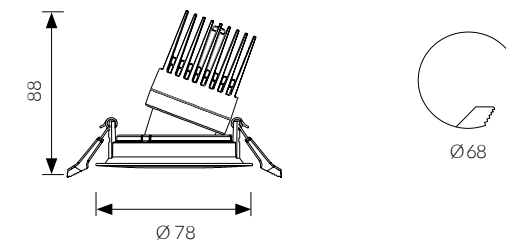
COD	Light Source	lm
39OR29L3915S	2x9W 15°	1838
39OR29L3924S	2x9W 24°	1838
39OR29L3936S	2x9W 36°	1838
39OR29L3950S	2x9W 50°	1838
39OR213L3915S	2x13W 15°	2526
39OR213L3924S	2x13W 24°	2526
39OR213L3936S	2x13W 36°	2526
39OR213L3950S	2x13W 50°	2526
39OR218L3915S	2x18W 15°	3590
39OR218L3924S	2x18W 24°	3590
39OR218L3936S	2x18W 36°	3590
39OR218L3950S	2x18W 50°	3590

MAKE DEEP MINI

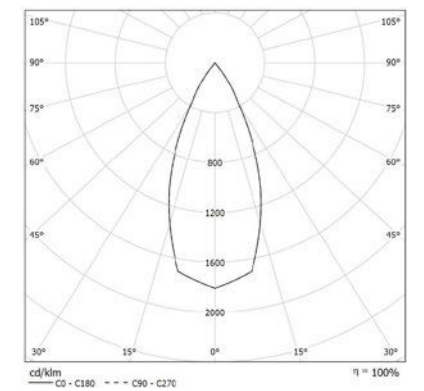
Recessed installation with backward and adjustable light source.

OPTIC

Polycarbonate lens ø 35mm.
Beam: 15° - 24° - 36° - 50°.



IP 44 A+



COLOUR TEMPERATURE

4000K

3000K

COD	Light Source	lm
39AR3L4915MN	3W 15°	291
39AR3L4924MN	3W 24°	291
39AR3L4936MN	3W 36°	291
39AR3L4950MN	3W 50°	291
39AR6L4915MN	6W 15°	500
39AR6L4924MN	6W 24°	500
39AR6L4936MN	6W 36°	500
39AR6L4950MN	6W 50°	500
39AR11L4915MN	11W 15°	651
39AR11L4924MN	11W 24°	651
39AR11L4936MN	11W 36°	651
39AR11L4950MN	11W 50°	651

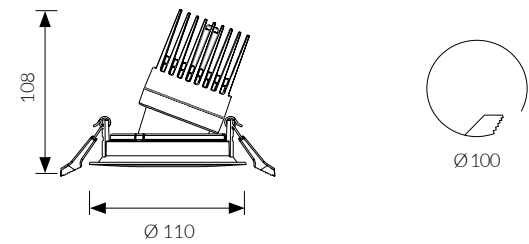
COD	Light Source	lm
39AR3L3915MN	3W 15°	287
39AR3L3924MN	3W 24°	287
39AR3L3936MN	3W 36°	287
39AR3L3950MN	3W 50°	287
39AR6L3915MN	6W 15°	492
39AR6L3924MN	6W 24°	492
39AR6L3936MN	6W 36°	492
39AR6L3950MN	6W 50°	492
39AR11L3915MN	11W 15°	641
39AR11L3924MN	11W 24°	641
39AR11L3936MN	11W 36°	641
39AR11L3950MN	11W 50°	641

MAKE DEEP SMALL


Recessed installation with backward and adjustable light source.

OPTIC

Polycarbonate lens \varnothing 50mm.
Beam: 15° - 24° - 36° - 50°.



IP 44 A+



ID CODE: 39

ACCESSORIES



39RFA: versione MICRO
39RFAMN: versione MINI
39RFAS: versione SMALL
39RFASFL: versione SMALL FL/DOUBLE
39RFAM: versione MEDIUM
39RFAL: versione LARGE
External reflector in chromed PC.



39RFG: versione MICRO
39RFGMN: versione MINI
39RFGS: versione SMALL
39RFGSFL: versione SMALL FL/DOUBLE
39RFGM: versione MEDIUM
39RFGSFL: versione LARGE
External reflector in gold PC.



39AAND: versione MICRO
39AANDMN: versione MINI
39AANDS: versione SMALL
39AANDM: versione MEDIUM
39AANDL: versione LARGE
Honeycomb optic.



39AASL: versione MICRO
39AASLMN: versione MINI
39AASLS: versione SMALL
39AASLM: versione MEDIUM
39AASLL: versione LARGE
Sculpture optic.



39AAVS: versione MICRO
39AAVSMN: versione MINI
39AAVSS: versione SMALL
39AAVSM: versione MEDIUM
39AAVSL: versione LARGE
Frosted Glass.



39AAUGR: versione MICRO
39AAUGRMN: versione MINI
Ring for UGR < 16 reduction.

COLOUR TEMPERATURE

4000K

3000K

COD	Light Bulb Icon	lm
39AR9L4915S	9W 15°	831
39AR9L4924S	9W 24°	831
39AR9L4936S	9W 36°	831
39AR9L4950S	9W 50°	831
39AR13L4915S	13W 15°	1144
39AR13L4924S	13W 24°	1144
39AR13L4936S	13W 36°	1144
39AR13L4950S	13W 50°	1144
39AR18L4915S	18W 15°	1529
39AR18L4924S	18W 24°	1529
39AR18L4936S	18W 36°	1529
39AR18L4950S	18W 50°	1529

COD	Light Bulb Icon	lm
39AR9L3915S	9W 15°	817
39AR9L3924S	9W 24°	817
39AR9L3936S	9W 36°	817
39AR9L3950S	9W 50°	817
39AR13L3915S	13W 15°	1124
39AR13L3924S	13W 24°	1124
39AR13L3936S	13W 36°	1124
39AR13L3950S	13W 50°	1124
39AR18L3915S	18W 15°	1503
39AR18L3924S	18W 24°	1503
39AR18L3936S	18W 36°	1503
39AR18L3950S	18W 50°	1503