



MAKE




MAKE is the new **adjustable downlight** developed in different configurations: with edge, frameless, with double spot or with backward optics. **MAKE** is available in five sizes: micro, mini, small, medium and large, for installation from 50 to 150 mm in diameter.

ID 39








esse-ci

FEATURES

-  Direct emission
-  UGR <16**; <19
-  IP 44





LED

-  3000K/4000K
- >100 lm/W icon" data-bbox="758 239 788 259"/> >100 lm/W
-  CRI >90
-  Eye safety: R60/R61
-  Mac Adams 3
-  L80/B10 >50.000h

CERTIFICATIONS

-  EEA Conformity
-  Energy efficiency
-  5 years warranty

ON REQUEST

-  DALI - code D
-  Bluetooth - code BT*
-  Emergency 1 hr - code EM
Emergency 3 hrs - code EM3R*
-  2700K - code K27*
5000K - code K5*

SPECIFICATIONS

Built-in drivers.
Polycarbonate lens,
beam angles: 15°, 24°, 36°, 50°.
Front reflector in polycarbonate.

BODY

Aluminum with epoxy
powder coating.

COLORS

White RAL 9003 wrinkled
- code W
Black RAL 9005 wrinkled
- code BK

*Where available.

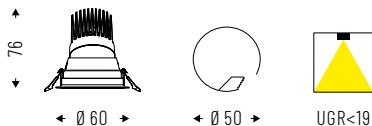
**With accessory: 39AAUGR

MAKE MICRO

Accessories on page 137.

IP 44

Adjustable recessed installation.
Polycarbonate lens Ø 25 mm.
Beam angles: 15° - 24° - 36° - 50°.



Cod. 4000K	☼	lm	Ø mm
390R3K415	3W 15°	375	60
390R3K424	3W 24°	375	60
390R3K436	3W 36°	375	60
390R3K450	3W 50°	375	60
390R6K415	6W 15°	600	60
390R6K424	6W 24°	600	60
390R6K436	6W 36°	600	60
390R6K450	6W 50°	600	60
390R9K415	9W 15°	793	60
390R9K424	9W 24°	793	60
390R9K436	9W 36°	793	60
390R9K450	9W 50°	793	60

Cod. 3000K	☼	lm	Ø mm
390R3K315	3W 15°	355	60
390R3K324	3W 24°	355	60
390R3K336	3W 36°	355	60
390R3K350	3W 50°	355	60
390R6K315	6W 15°	568	60
390R6K324	6W 24°	568	60
390R6K336	6W 36°	568	60
390R6K350	6W 50°	568	60
390R9K315	9W 15°	752	60
390R9K324	9W 24°	752	60
390R9K336	9W 36°	752	60
390R9K350	9W 50°	752	60

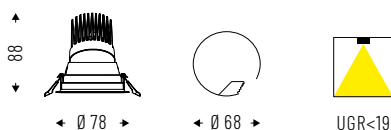
DOWNLIGHT

MAKE MINI

Accessories on page 137.

IP 44

Adjustable recessed installation.
Polycarbonate lens Ø 35 mm.
Beam angles: 15° - 24° - 36° - 50°.



Cod. 4000K	☼	lm	Ø mm
390R3K415MN	3W 15°	353	78
390R3K424MN	3W 24°	353	78
390R3K436MN	3W 36°	353	78
390R3K450MN	3W 50°	353	78
390R6K415MN	6W 15°	600	78
390R6K424MN	6W 24°	600	78
390R6K436MN	6W 36°	600	78
390R6K450MN	6W 50°	600	78
390R11K415MN	11W 15°	897	78
390R11K424MN	11W 24°	897	78
390R11K436MN	11W 36°	897	78
390R11K450MN	11W 50°	897	78

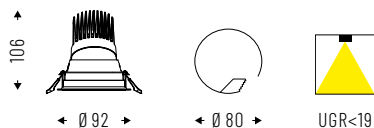
Cod. 3000K	☼	lm	Ø mm
390R3K315MN	3W 15°	348	78
390R3K324MN	3W 24°	348	78
390R3K336MN	3W 36°	348	78
390R3K350MN	3W 50°	348	78
390R6K315MN	6W 15°	591	78
390R6K324MN	6W 24°	591	78
390R6K336MN	6W 36°	591	78
390R6K350MN	6W 50°	591	78
390R11K315MN	11W 15°	852	78
390R11K324MN	11W 24°	852	78
390R11K336MN	11W 36°	852	78
390R11K350MN	11W 50°	852	78

MAKE SMALL

Accessories on page 137.

IP 44

Adjustable recessed installation.
Polycarbonate lens Ø 50 mm.
Beam angles: 15° - 24° - 36° - 50°.



Cod. 4000K	☼	lm	Ø mm
39OR9K415S	9W 15°	935	92
39OR9K424S	9W 24°	935	92
39OR9K436S	9W 36°	935	92
39OR9K450S	9W 50°	935	92
39OR13K415S	13W 15°	1285	92
39OR13K424S	13W 24°	1285	92
39OR13K436S	13W 36°	1285	92
39OR13K450S	13W 50°	1285	92
39OR18K415S	18W 15°	1825	92
39OR18K424S	18W 24°	1825	92
39OR18K436S	18W 36°	1825	92
39OR18K450S	18W 50°	1825	92

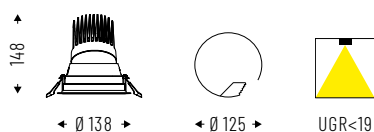
Cod. 3000K	☼	lm	Ø mm
39OR9K315S	9W 15°	919	92
39OR9K324S	9W 24°	919	92
39OR9K336S	9W 36°	919	92
39OR9K350S	9W 50°	919	92
39OR13K315S	13W 15°	1263	92
39OR13K324S	13W 24°	1263	92
39OR13K336S	13W 36°	1263	92
39OR13K350S	13W 50°	1263	92
39OR18K315S	18W 15°	1795	92
39OR18K324S	18W 24°	1795	92
39OR18K336S	18W 36°	1795	92
39OR18K350S	18W 50°	1795	92

MAKE MEDIUM

Accessories on page 137.

IP 44

Adjustable recessed installation.
Polycarbonate lens Ø 75 mm.
Beam angles: 15° - 24° - 36° - 50°.



Cod. 4000K	☼	lm	Ø mm
39OR18K415M	18W 15°	1944	138
39OR18K424M	18W 24°	1944	138
39OR18K436M	18W 36°	1944	138
39OR18K450M	18W 50°	1944	138
39OR27K415M	27W 15°	2610	138
39OR27K424M	27W 24°	2610	138
39OR27K436M	27W 36°	2610	138
39OR27K450M	27W 50°	2610	138
39OR36K415M	36W 15°	3497	138
39OR36K424M	36W 24°	3497	138
39OR36K436M	36W 36°	3497	138
39OR36K450M	36W 50°	3497	138

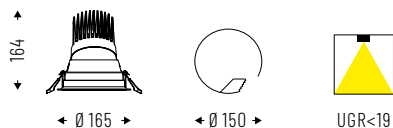
Cod. 3000K	☼	lm	Ø mm
39OR18K315M	18W 15°	1914	138
39OR18K324M	18W 24°	1914	138
39OR18K336M	18W 36°	1914	138
39OR18K350M	18W 50°	1914	138
39OR27K315M	27W 15°	2570	138
39OR27K324M	27W 24°	2570	138
39OR27K336M	27W 36°	2570	138
39OR27K350M	27W 50°	2570	138
39OR36K315M	36W 15°	3448	138
39OR36K324M	36W 24°	3448	138
39OR36K336M	36W 36°	3448	138
39OR36K350M	36W 50°	3448	138

MAKE LARGE

Accessories on page 137.

IP 44

Adjustable recessed installation.
Polycarbonate lens Ø 83 mm.
Beam angles: 15° - 24° - 36° - 50°.



Cod.	4000K	W	Beam angle	lm	Ø mm
39OR25K415L	25W	15°	2553	165	
39OR25K424L	25W	24°	2553	165	
39OR25K436L	25W	36°	2553	165	
39OR25K450L	25W	50°	2553	165	
39OR36K415L	36W	15°	3503	165	
39OR36K424L	36W	24°	3503	165	
39OR36K436L	36W	36°	3503	165	
39OR36K450L	36W	50°	3503	165	
39OR40K415L	40W	15°	4401	165	
39OR40K424L	40W	24°	4401	165	
39OR40K436L	40W	36°	4401	165	
39OR40K450L	40W	50°	4401	165	

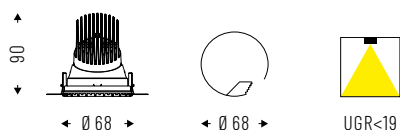
Cod.	3000K	W	Beam angle	lm	Ø mm
39OR25K315L	25W	15°	2515	165	
39OR25K324L	25W	24°	2515	165	
39OR25K336L	25W	36°	2515	165	
39OR25K350L	25W	50°	2515	165	
39OR36K315L	36W	15°	3402	165	
39OR36K324L	36W	24°	3402	165	
39OR36K336L	36W	36°	3402	165	
39OR36K350L	36W	50°	3402	165	
39OR40K315L	40W	15°	4353	165	
39OR40K324L	40W	24°	4353	165	
39OR40K336L	40W	36°	4353	165	
39OR40K350L	40W	50°	4353	165	

MAKE FL MINI

Accessories on page 137.

IP 44

Adjustable recessed installation.
Polycarbonate lens Ø 35 mm.
Beam angles: 15° - 24° - 36° - 50°.



Cod.	4000K	W	Beam angle	lm	Ø mm
39FL3K415MN	3W	15°	353	68	
39FL3K424MN	3W	24°	353	68	
39FL3K436MN	3W	36°	353	68	
39FL3K450MN	3W	50°	353	68	
39FL6K415MN	6W	15°	600	68	
39FL6K424MN	6W	24°	600	68	
39FL6K436MN	6W	36°	600	68	
39FL6K450MN	6W	50°	600	68	
39FL11K415MN	11W	15°	897	68	
39FL11K424MN	11W	24°	897	68	
39FL11K436MN	11W	36°	897	68	
39FL11K450MN	11W	50°	897	68	

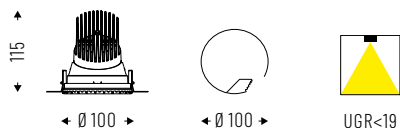
Cod.	3000K	W	Beam angle	lm	Ø mm
39FL3K315MN	3W	15°	348	68	
39FL3K324MN	3W	24°	348	68	
39FL3K336MN	3W	36°	348	68	
39FL3K350MN	3W	50°	348	68	
39FL6K315MN	6W	15°	591	68	
39FL6K324MN	6W	24°	591	68	
39FL6K336MN	6W	36°	591	68	
39FL6K350MN	6W	50°	591	68	
39FL11K315MN	11W	15°	852	68	
39FL11K324MN	11W	24°	852	68	
39FL11K336MN	11W	36°	852	68	
39FL11K350MN	11W	50°	852	68	

MAKE FL SMALL

Accessories on page 137.

IP 44

Recessed frameless installation with adjustable light source. Polycarbonate lens Ø 50 mm.
Beam angles: 15° - 24° - 36° - 50°.



Cod.	4000K	☼	lm	Ø mm
39FL9K415S	9W	15°	935	100
39FL9K424S	9W	24°	935	100
39FL9K436S	9W	36°	935	100
39FL9K450S	9W	50°	935	100
39FL13K415S	13W	15°	1285	100
39FL13K424S	13W	24°	1285	100
39FL13K436S	13W	36°	1285	100
39FL13K450S	13W	50°	1285	100
39FL18K415S	18W	15°	1825	100
39FL18K424S	18W	24°	1825	100
39FL18K436S	18W	36°	1825	100
39FL18K450S	18W	50°	1825	100

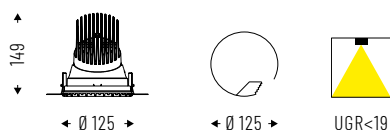
Cod.	3000K	☼	lm	Ø mm
39FL9K315S	9W	15°	919	100
39FL9K324S	9W	24°	919	100
39FL9K336S	9W	36°	919	100
39FL9K350S	9W	50°	919	100
39FL13K315S	13W	15°	1263	100
39FL13K324S	13W	24°	1263	100
39FL13K336S	13W	36°	1263	100
39FL13K350S	13W	50°	1263	100
39FL18K315S	18W	15°	1795	100
39FL18K324S	18W	24°	1795	100
39FL18K336S	18W	36°	1795	100
39FL18K350S	18W	50°	1795	100

MAKE FL MEDIUM

Accessories on page 137.

IP 44

Recessed frameless installation with adjustable light source. Polycarbonate lens Ø 75 mm.
Beam angles: 15° - 24° - 36° - 50°.



Cod.	4000K	☼	lm	Ø mm
39FL18K415M	18W	15°	1944	125
39FL18K424M	18W	24°	1944	125
39FL18K436M	18W	36°	1944	125
39FL18K450M	18W	50°	1944	125
39FL27K415M	27W	15°	2610	125
39FL27K424M	27W	24°	2610	125
39FL27K436M	27W	36°	2610	125
39FL27K450M	27W	50°	2610	125
39FL36K415M	36W	15°	3497	125
39FL36K424M	36W	24°	3497	125
39FL36K436M	36W	36°	3497	125
39FL36K450M	36W	50°	3497	125

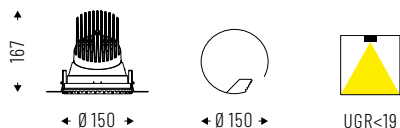
Cod.	3000K	☼	lm	Ø mm
39FL18K315M	18W	15°	1914	125
39FL18K324M	18W	24°	1914	125
39FL18K336M	18W	36°	1914	125
39FL18K350M	18W	50°	1914	125
39FL27K315M	27W	15°	2570	125
39FL27K324M	27W	24°	2570	125
39FL27K336M	27W	36°	2570	125
39FL27K350M	27W	50°	2570	125
39FL36K315M	36W	15°	3448	125
39FL36K324M	36W	24°	3448	125
39FL36K336M	36W	36°	3448	125
39FL36K350M	36W	50°	3448	125

MAKE FL LARGE

Accessories on page 137.

IP 44

Recessed frameless installation with adjustable light source. Polycarbonate lens Ø 83 mm.
Beam angles: 15° - 24° - 36° - 50°.



Cod. 4000K	Wattage	Beam angle	lm	Ø mm
39FL25K415L	25W	15°	2553	150
39FL25K424L	25W	24°	2553	150
39FL25K436L	25W	36°	2553	150
39FL25K450L	25W	50°	2553	150
39FL36K415L	36W	15°	3503	150
39FL36K424L	36W	24°	3503	150
39FL36K436L	36W	36°	3503	150
39FL36K450L	36W	50°	3503	150
39FL40K415L	40W	15°	4401	150
39FL40K424L	40W	24°	4401	150
39FL40K436L	40W	36°	4401	150
39FL40K450L	40W	50°	4401	150

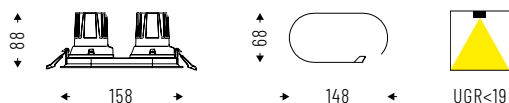
Cod. 3000K	Wattage	Beam angle	lm	Ø mm
39FL25K315L	25W	15°	2515	150
39FL25K324L	25W	24°	2515	150
39FL25K336L	25W	36°	2515	150
39FL25K350L	25W	50°	2515	150
39FL36K315L	36W	15°	3402	150
39FL36K324L	36W	24°	3402	150
39FL36K336L	36W	36°	3402	150
39FL36K350L	36W	50°	3402	150
39FL40K315L	40W	15°	4353	150
39FL40K324L	40W	24°	4353	150
39FL40K336L	40W	36°	4353	150
39FL40K350L	40W	50°	4353	150

MAKE DOUBLE MINI

Accessories on page 137.

IP 44

Double adjustable recessed installation.
Polycarbonate lens Ø 35 mm.
Beam angles: 15° - 24° - 36° - 50°.



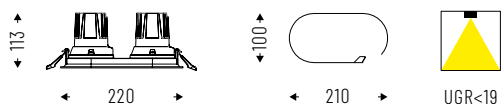
Cod. 4000K	Wattage	Beam angle	lm	L mm
39OR23K415MN	2x3W	15°	706	78x158
39OR23K424MN	2x3W	24°	706	78x158
39OR23K436MN	2x3W	36°	706	78x158
39OR23K450MN	2x3W	50°	706	78x158
39OR26K415MN	2x6W	15°	1200	78x158
39OR26K424MN	2x6W	24°	1200	78x158
39OR26K436MN	2x6W	36°	1200	78x158
39OR26K450MN	2x6W	50°	1200	78x158
39OR21K415MN	2x11W	15°	1794	78x158
39OR21K424MN	2x11W	24°	1794	78x158
39OR21K436MN	2x11W	36°	1794	78x158
39OR21K450MN	2x11W	50°	1794	78x158

Cod. 3000K	Wattage	Beam angle	lm	L mm
39OR23K315MN	2x3W	15°	696	78x158
39OR23K324MN	2x3W	24°	696	78x158
39OR23K336MN	2x3W	36°	696	78x158
39OR23K350MN	2x3W	50°	696	78x158
39OR26K315MN	2x6W	15°	1182	78x158
39OR26K324MN	2x6W	24°	1182	78x158
39OR26K336MN	2x6W	36°	1182	78x158
39OR26K350MN	2x6W	50°	1182	78x158
39OR21K315MN	2x11W	15°	1704	78x158
39OR21K324MN	2x11W	24°	1704	78x158
39OR21K336MN	2x11W	36°	1704	78x158
39OR21K350MN	2x11W	50°	1704	78x158

MAKE DOUBLE SMALL

IP 44

Double adjustable recessed installation.
Polycarbonate lens Ø 50 mm.
Beam angles: 15° - 24° - 36° - 50°.



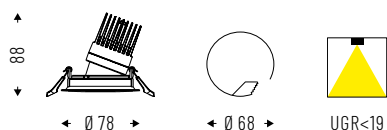
Cod.	4000K	Icon	lm	L mm
39OR29K415S	2x9W 15°		1870	110x220
39OR29K424S	2x9W 24°		1870	110x220
39OR29K436S	2x9W 36°		1870	110x220
39OR29K450S	2x9W 50°		1870	110x220
39OR213K415S	2x13W 15°		2570	110x220
39OR213K424S	2x13W 24°		2570	110x220
39OR213K436S	2x13W 36°		2570	110x220
39OR213K450S	2x13W 50°		2570	110x220
39OR218K415S	2x18W 15°		3650	110x220
39OR218K424S	2x18W 24°		3650	110x220
39OR218K436S	2x18W 36°		3650	110x220
39OR218K450S	2x18W 50°		3650	110x220

Cod.	3000K	Icon	lm	L mm
39OR29K315S	2x9W 15°		1838	110x220
39OR29K324S	2x9W 24°		1838	110x220
39OR29K336S	2x9W 36°		1838	110x220
39OR29K350S	2x9W 50°		1838	110x220
39OR213K315S	2x13W 15°		2526	110x220
39OR213K324S	2x13W 24°		2526	110x220
39OR213K336S	2x13W 36°		2526	110x220
39OR213K350S	2x13W 50°		2526	110x220
39OR218K315S	2x18W 15°		3590	110x220
39OR218K324S	2x18W 24°		3590	110x220
39OR218K336S	2x18W 36°		3590	110x220
39OR218K350S	2x18W 50°		3590	110x220

MAKE DEEP MINI

IP 44

Recessed installation with adjustable light source.
Polycarbonate lens Ø 35 mm.
Beam angles: 15° - 24° - 36° - 50°.



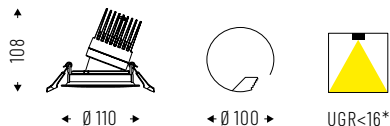
Cod.	4000K	Icon	lm	Ø mm
39AR3K415MN	3W 15°		291	78
39AR3K424MN	3W 24°		291	78
39AR3K436MN	3W 36°		291	78
39AR3K450MN	3W 50°		291	78
39AR6K415MN	6W 15°		500	78
39AR6K424MN	6W 24°		500	78
39AR6K436MN	6W 36°		500	78
39AR6K450MN	6W 50°		500	78
39AR11K415MN	11W 15°		651	78
39AR11K424MN	11W 24°		651	78
39AR11K436MN	11W 36°		651	78
39AR11K450MN	11W 50°		651	78

Cod.	3000K	Icon	lm	Ø mm
39AR3K315MN	3W 15°		287	78
39AR3K324MN	3W 24°		287	78
39AR3K336MN	3W 36°		287	78
39AR3K350MN	3W 50°		287	78
39AR6K315MN	6W 15°		492	78
39AR6K324MN	6W 24°		492	78
39AR6K336MN	6W 36°		492	78
39AR6K350MN	6W 50°		492	78
39AR11K315MN	11W 15°		641	78
39AR11K324MN	11W 24°		641	78
39AR11K336MN	11W 36°		641	78
39AR11K350MN	11W 50°		641	78

MAKE DEEP SMALL

IP 44

Recessed installation with adjustable light source. Polycarbonate lens Ø 50 mm.
Beam angles: 15° - 24° - 36° - 50°.



Cod. 4000K	☼	lm	Ø mm
39AR9K415S	9W 15°	831	110
39AR9K424S	9W 24°	831	110
39AR9K436S	9W 36°	831	110
39AR9K450S	9W 50°	831	110
39AR13K415S	13W 15°	1144	110
39AR13K424S	13W 24°	1144	110
39AR13K436S	13W 36°	1144	110
39AR13K450S	13W 50°	1144	110
39AR18K415S	18W 15°	1529	110
39AR18K424S	18W 24°	1529	110
39AR18K436S	18W 36°	1529	110
39AR18K450S	18W 50°	1529	110

Cod. 3000K	☼	lm	Ø mm
39AR9K315S	9W 15°	817	110
39AR9K324S	9W 24°	817	110
39AR9K336S	9W 36°	817	110
39AR9K350S	9W 50°	817	110
39AR13K315S	13W 15°	1124	110
39AR13K324S	13W 24°	1124	110
39AR13K336S	13W 36°	1124	110
39AR13K350S	13W 50°	1124	110
39AR18K315S	18W 15°	1503	110
39AR18K324S	18W 24°	1503	110
39AR18K336S	18W 36°	1503	110
39AR18K350S	18W 50°	1503	110

DOWNLIGHT

ACCESSORIES



External reflector in chromed PC.

- 39RFA** - MICRO
- 39RFAMN** - MINI
- 39RFAS** - SMALL
- 39RFAM** - MEDIUM
- 39RFAL** - LARGE



External reflector in golden PC.

- 39RFG** - MICRO
- 39RFGMN** - MINI
- 39RFGS** - SMALL
- 39RFGM** - MEDIUM
- 39RFGL** - LARGE



Honeycomb optics - UGR < 16.

- 39AAND** - MICRO
- 39AANDMN** - MINI
- 39AANDS** - SMALL
- 39AANDM** - MEDIUM
- 39AANDL** - LARGE



Micro-engraved optics.

- 39AASL** - MICRO
- 39AASLMN** - MINI
- 39AASLS** - SMALL
- 39AASLM** - MEDIUM
- 39AASLL** - LARGE



Frosted glass.

- 39AAVS** - MICRO
- 39AAVSMN** - MINI
- 39AAVSS** - SMALL
- 39AAVSM** - MEDIUM
- 39AAVSL** - LARGE



Ring for UGR < 16 reduction

- 39AAUGR** - MICRO
- 39AAUGRMN** - MINI