



/ 3 5 8

L U D O

3 5 9 /

L U D O

Design ESSE-CI

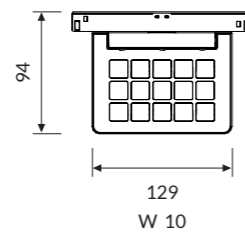


η >88 lm/W

CRI >90

IP 40

UGR <19





L U D O

Innovative low voltage spot (48V) ideal for accent light or wall washer lighting. The originality of design and the flexibility derived from the pivot points and the magnetic coupling, makes it extremely versatile in any kind of context. Fits seamlessly with Low Voltage Track (page 370) or cable systems (page 172).

SPECIFICATIONS

- Integrated driver
- Colour temperature: 3000K/4000K
- CRI>90
- McAdams 3
- Life Time: L80/B50 >50.000h
- 5 years complete warranty
- Eye safety: risk-free (RG 0) in accordance with EN62471:2009

OPTICS

LN PMMA lens 45° emission
AS PMMA lens for wall washer emission

BODY

Manufactured from pressure die-cast aluminum.

LEGAL REFERENCES

In compliance with the safety standards EN 60 598-1 and UNI EN 12464-1 (lighting for working places).

CERTIFICATIONS

CE IP40

ErP Class: A++



COLOURS

White RAL 9003 wrinkled - Code: W
Black RAL 9005 wrinkled - Code: BK

ON REQUEST

- Wiring DALI dimmable - Code: RDD (verify the version available)

VERSIONS

LUDO SPOT AS PREMIUM
LUDO SPOT LN PREMIUM



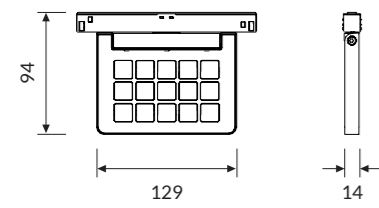
/ 3 6 2

LU DO SPOT LN Premium CRI > 90

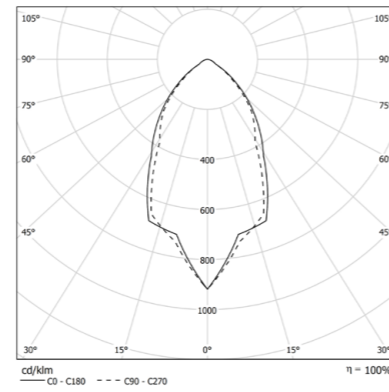


OPTIC

PMMA lens 45° emission.



IP 40 A++



COLOUR TEMPERATURE //

4 0 0 0 K

COD		lm
20LN10L44590	10W 4000K	880

3 0 0 0 K

COD		lm
20LN10L34590	10W 3000K	792



LU DO

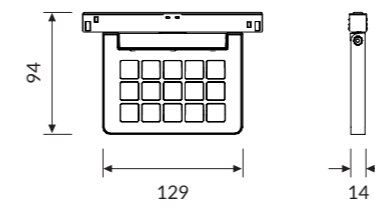
3 6 3 /

LU DO SPOT AS Premium CRI > 90

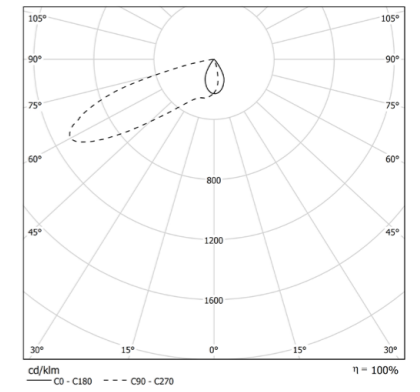


OPTIC

PMMA lens for wall washer emission.



IP 40 A++



COLOUR TEMPERATURE //

4 0 0 0 K

COD		lm
20AS10L490	10W 4000K	830

3 0 0 0 K

COD		lm
20AS10L390	10W 3000K	747