

HYPE

ID CODE: 81





HYPE is an innovative linear LED luminaire for continuous row mounting. It combines **high performance**, **price competitiveness** and **ease of installation**, making this product perfect for installation in large open plan spaces, or where short site program is an issue, such as in retail.

HYPE uses the latest generation LED modules, together with the most advanced optics and drivers to deliver an impressive technical performance and incredibly fast payback.








Design
esse-ci

FEATURES

-  Direct Emission
-  Direct/Indirect Emission
-  UGR <22
-  IP 40




LED

-  3000K/4000K
- >158 lm/W icon" data-bbox="157 558 171 575"/> >158 lm/W
-  CRI >90
-  Eye safety: RG0/RG1
-  Mac Adams 3
-  L80/B10 >50.000h

CERTIFICATIONS

-  CE
-  A++
-  5 years warranty

ON REQUEST


-  DALI - RDD code (verify the version)
-  BT Easy connect - BEM/BES code
-  Emergency kit 1/3 hour EM/EM 3h code
-  2700K - 5000K

Specifications Built-in driver.

- Optic**
- PG with frosted PMMA cover for diffused emission
 - PC with PMMA lens 30° and 60° angles emission
 - AS with PMMA lens for asymmetrical beam
 - DAS with PMMA lens for double asymmetrical beam

Body Extruded aluminum body with epoxy powder coating.

Colour ○ Matt white RAL 9003 - Code: B



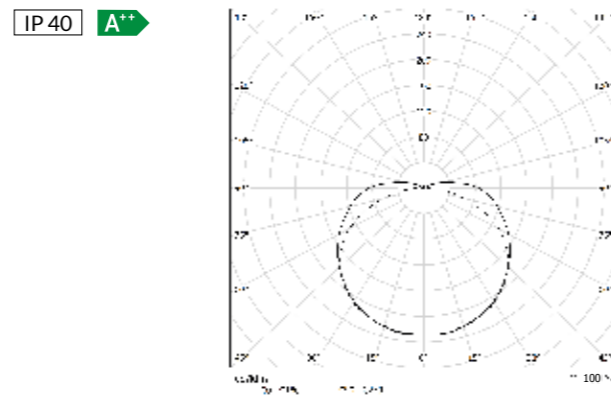
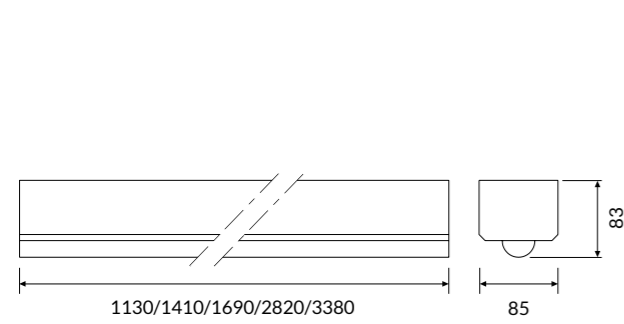
esse-ci

HYPE PG

OPTIC

Frosted PMMA cover for diffused emission.

End caps not included. See accessories on p. 107.



COLOUR TEMPERATURE

4000K

3000K

COD	💡	lm	mm
81PG36L490HP	36W	5373	1130
81PG44L490HP	44W	6556	1410
81PG52L490HP	52W	7748	1690
81PG84L490HP	84W	12516	2820
81PG100L490HP	100W	14900	3380

COD	💡	lm	mm
81PG36L390HP	36W	4943	1130
81PG44L390HP	44W	6028	1410
81PG52L390HP	52W	7124	1690
81PG84L390HP	84W	11508	2820
81PG100L390HP	100W	13700	3380

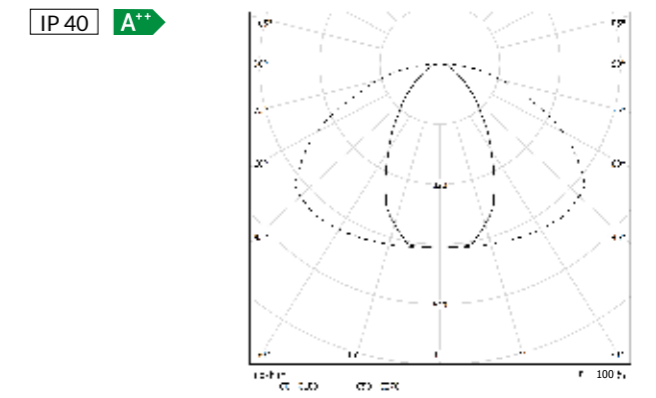
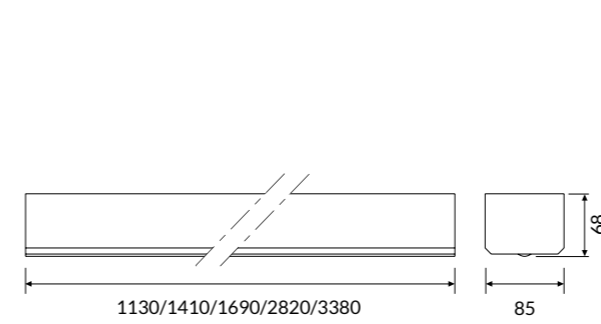
CONTINUOUS ROWS

HYPE PC60

OPTIC

PMMA lens with 60° emission.

End caps not included. See accessories on p. 107.



COLOUR TEMPERATURE

4000K

3000K

COD	💡	lm	mm
81PC36L490HP60	36W	5568	1130
81PC44L490HP60	44W	6802	1410
81PC52L490HP60	52W	8039	1690
81PC84L490HP60	84W	12986	2820
81PC100L490HP60	100W	15460	3380

COD	💡	lm	mm
81PC36L390HP60	36W	5123	1130
81PC44L390HP60	44W	6258	1410
81PC52L390HP60	52W	7396	1690
81PC84L390HP60	84W	11947	2820
81PC100L390HP60	100W	14223	3380

esse-ci

HYPE PC30


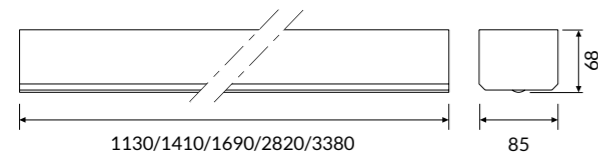
OPTIC

PMMA lens with 30° emission.

End caps not included. See accessories on p. 107.



IP 40 A++



COLOUR TEMPERATURE

4000K

COD	💡	lm	mm
81PC36L490HP30	36W	5598	1130
81PC44L490HP30	44W	6842	1410
81PC52L490HP30	52W	8086	1690
81PC84L490HP30	84W	13062	2820
81PC100L490HP30	100W	15550	3380

3000K

COD	💡	lm	mm
81PC36L390HP30	36W	5150	1130
81PC44L390HP30	44W	6295	1410
81PC52L390HP30	52W	7439	1690
81PC84L390HP30	84W	12017	2820
81PC100L390HP30	100W	14306	3380

CONTINUOUS ROWS

HYPE AS

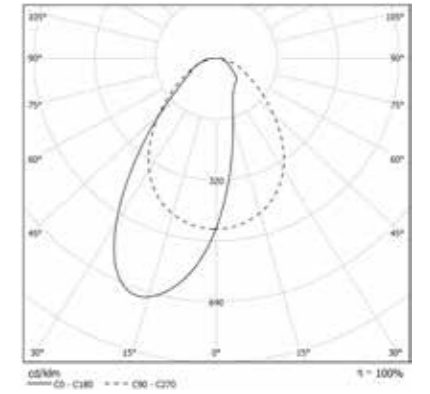
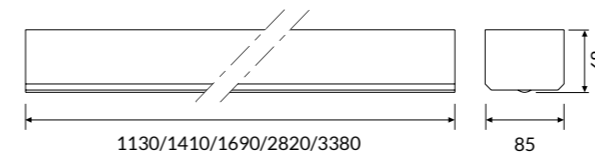
OPTIC

PMMA lens for asymmetrical beam.

End caps not included. See accessories on p. 107.



IP 40 A++



COLOUR TEMPERATURE

4000K

COD	💡	lm	mm
81AS36L490HP	36W	3648	1130
81AS44L490HP	44W	4466	1410
81AS52L490HP	52W	5278	1690
81AS84L490HP	84W	8526	2820
81AS100L490HP	100W	10150	3380

3000K

COD	💡	lm	mm
81AS36L390HP	36W	3356	1130
81AS44L390HP	44W	4109	1410
81AS52L390HP	52W	4856	1690
81AS84L390HP	84W	7844	2820
81AS100L390HP	100W	9338	3380

HYPE DAS

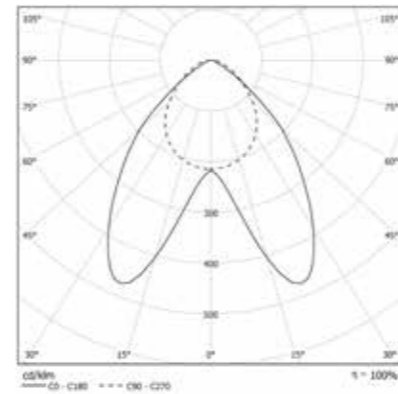
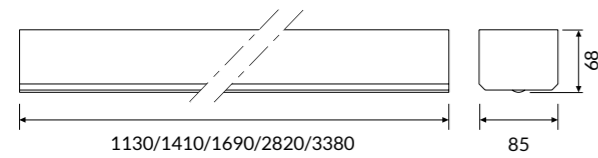
OPTIC

PMMA lens for double asymmetrical beam.

End caps not included. See accessories on p. 107.



IP 40 A++



COLOUR TEMPERATURE

4000K

COD	💡	lm	mm
81DAS36L490HP	36W	3776	1130
81DAS44L490HP	44W	4611	1410
81DAS52L490HP	52W	5450	1690
81DAS84L490HP	84W	8803	2820
81DAS100L490HP	100W	10480	3380

3000K

COD	💡	lm	mm
81DAS36L390HP	36W	3474	1130
81DAS44L390HP	44W	4242	1410
81DAS52L390HP	52W	5014	1690
81DAS84L390HP	84W	8099	2820
81DAS100L390HP	100W	9642	3380

Accessories



81AA13
Single wire 1500mm long adjustable suspension kit.



81AA1330
Single wire 3000mm long adjustable suspension kit.



00AA165P
5 poles-ceiling rose power cable. Cable length 2000mm.



00AA167P
7 poles-ceiling rose power cable. Cable length 2000mm.



81AA14
Kit spacers for ceiling mounting.



81AA11
Electrified linear joint.



81AA05
2 ways 90° joint.



81AA06
3 ways joint.



81AA07
4 ways joint.



81MC1000: 1000mm
81MC2000: 2000mm
Aluminium blind module, wired with power supply and electrified linear joints included.



81AA09
End caps kit.