










FEATURES

-  Direct emission
-  UGR <22
-  IP 44




LED

-  3000K/4000K
-  >92 lm/W
-  CRI >90
-  Eye safety: R60/R61
-  Mac Adams 3
-  L80/B10 >50.000h

CERTIFICATIONS

-  EEA Conformity
-  Energy efficiency
-  5 years warranty

ON REQUEST

-  DALI - code D
-  Bluetooth - code BT*
-  Emergency 1 hr - code EM*
Emergency 3 hrs - code EM3H*

SPECIFICATIONS

Built-in driver.
SMD LED technology.
Opaline polycarbonate diffuser.

BODY

Polycarbonate, with die-cast
aluminum heat sink.

COLORS


Matte white RAL 9003 - code B
Matte black RAL 9005 - code C8



HALL LED ESSENTIAL CEILING

The cylindrical shape and the front cutoff give **HALL LED ESSENTIAL CEILING** a modern look and optimize the light distribution in a homogeneous way. Characterized by a **pure and essential shape**, it is ideal for residential and hospitality applications.

ID 28





HALL LED ESSENTIAL CEILING

IP 44

Opaline polycarbonate diffuser.
Beam angles: 90 °. CUT OFF > 10 °.



Cod. 4000K		lm	Ø mm
28PG15K4	15W	1380	204
28PG21K4	21W	1932	204

Cod. 3000K		lm	Ø mm
28PG15K3	15W	1242	204
28PG21K3	21W	1739	204