



/ 2 0 2

HALL LED CEILING EVO

Design ESSE-CI

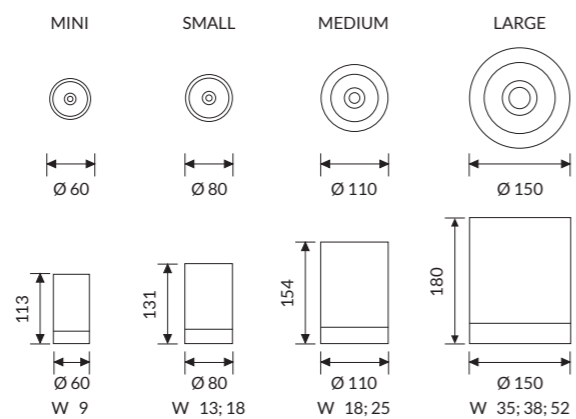


η >100 lm/W; >135 lm/W

CRI >80

IP 44

UGR <19





HALL LED CEILING EVO

HALL LED CEILING EVO is the downlight solution for ceiling application. The product is available in four sizes: MINI, SMALL, MEDIUM and LARGE; and different powers in order to satisfy all lightings need. An additional advantage is the IP44 degree of protection and the range of optics available. Innovative CoB technology and the integrated driver deliver optimum efficacy and simple installation.

SPECIFICATIONS

- CoB LED technology
- Integrated driver
- Colour temperature: 3000K/4000K
- CRI>80
- Mac Adams 3
- Life Time: L80/B50 >50.000h
- 5 years complete warranty
- Eye safety: risk-free (RG 0) in accordance with EN62471:2009

OPTICS

MINI: internal aluminium reflectors from 15° - 20° - 36° - 50° beam angles
 SMALL: internal aluminium reflectors from 10°- 20°- 40°- 50° beam angles
 MEDIUM and LARGE: internal aluminium reflectors from 10°- 12°- 20°- 40°- 70° beam angles

BODY

Manufactured from pressure die-cast aluminum with epoxy powder coating.

LEGAL REFERENCES

In compliance with the safety standards EN 60 598-1 and UNI EN 12464-1 (lighting for working places).

CERTIFICATIONS

CE IP44
ErP Class: A

COLOURS

White RAL 9003 wrinkled - Code: W
Black RAL 9005 wrinkled - Code: BK

ON REQUEST

- Wiring DALI dimmable - Code: RDD (verify the version available)
- Tiges fixing
- Driver Bluetooth - Code: BT (verify the version available)

VERSIONS

HALL LED CEILING EVO MINI
 HALL LED CEILING EVO SMALL
 HALL LED CEILING EVO MEDIUM

HALL LED CEILING EVO LARGE
 ACCESSORIES



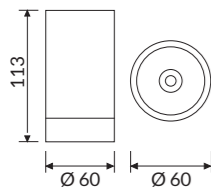
/ 2 0 6

HALL LED CEILING EVO MINI

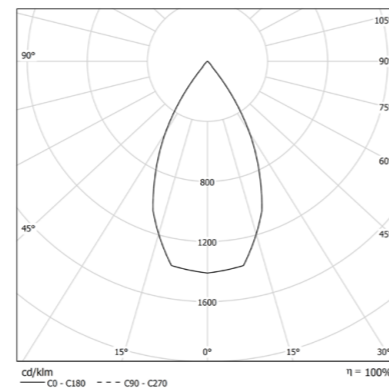


OPTIC

Internal aluminum reflectors:
15° - 20° - 36° - 50° beam angles.
CUT OFF > 30°.



IP 44 A



COLOUR TEMPERATURE //

4 0 0 0 K

COD		lm
28VT9L415	9W 15° 4000K	1152
28VT9L420	9W 20° 4000K	1152
28VT9L436	9W 36° 4000K	1152
28VT9L450	9W 50° 4000K	1152

3 0 0 0 K

COD		lm
28VT9L315	9W 15° 3000K	972
28VT9L320	9W 20° 3000K	972
28VT9L336	9W 36° 3000K	972
28VT9L350	9W 50° 3000K	972



HALL LED CEILING EVO

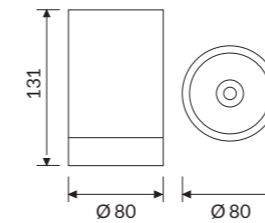
2 0 7 /

HALL LED CEILING EVO SMALL

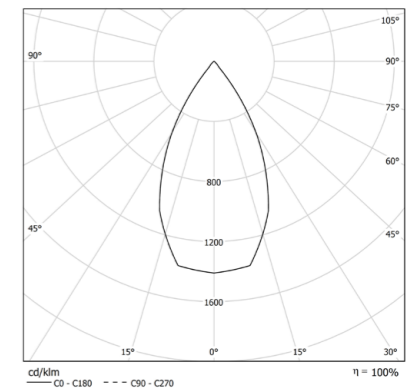


OPTIC

Internal aluminum reflectors:
10° - 20° - 40° - 50° beam angles.
CUT OFF > 30°.



IP 44 A



COLOUR TEMPERATURE //

4 0 0 0 K

COD		lm
28VT13L410SE	13W 10° 4000K	1239
28VT13L420SE	13W 20° 4000K	1239
28VT13L440SE	13W 40° 4000K	1239
28VT13L450SE	13W 50° 4000K	1239
28VT18L410SE	18W 10° 4000K	1715
28VT18L420SE	18W 20° 4000K	1715
28VT18L440SE	18W 40° 4000K	1715
28VT18L450SE	18W 50° 4000K	1715

3 0 0 0 K

COD		lm
28VT13L310SE	13W 10° 3000K	1187
28VT13L320SE	13W 20° 3000K	1187
28VT13L340SE	13W 40° 3000K	1187
28VT13L350SE	13W 50° 3000K	1187
28VT18L310SE	18W 10° 3000K	1644
28VT18L320SE	18W 20° 3000K	1644
28VT18L340SE	18W 40° 3000K	1644
28VT18L350SE	18W 50° 3000K	1644



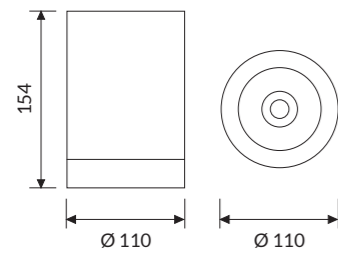
/ 2 0 8

HALL LED CEILING EVO MEDIUM

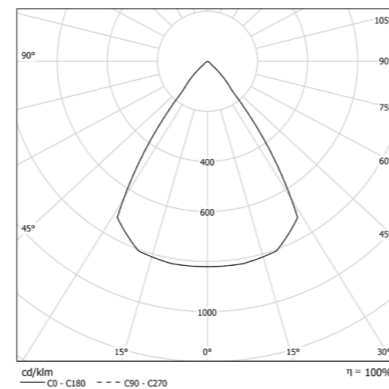


OPTIC

Internal aluminum reflectors:
10°- 20°- 40° - 70° beam angles.
CUT OFF > 30°.



IP 44 A



COLOUR TEMPERATURE //

4 0 0 0 K

COD	💡	lm
28VT18L410ME	18W 10° 4000K	2490
28VT18L420ME	18W 20° 4000K	2490
28VT18L440ME	18W 40° 4000K	2490
28VT18L470ME	18W 70° 4000K	2490
28VT25L410ME	25W 10° 4000K	3388
28VT25L420ME	25W 20° 4000K	3388
28VT25L440ME	25W 40° 4000K	3388
28VT25L470ME	25W 70° 4000K	3388

3 0 0 0 K

COD	💡	lm
28VT18L310ME	18W 10° 3000K	2409
28VT18L320ME	18W 20° 3000K	2409
28VT18L340ME	18W 40° 3000K	2409
28VT18L370ME	18W 70° 3000K	2409
28VT25L310ME	25W 10° 3000K	3277
28VT25L320ME	25W 20° 3000K	3277
28VT25L340ME	25W 40° 3000K	3277
28VT25L370ME	25W 70° 3000K	3277



HALL LED CEILING EVO

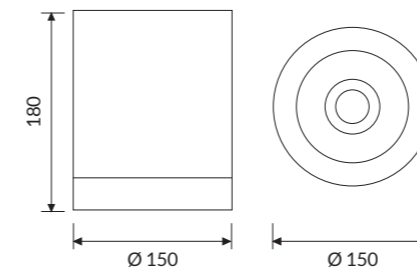
2 0 9 /

HALL LED CEILING EVO LARGE

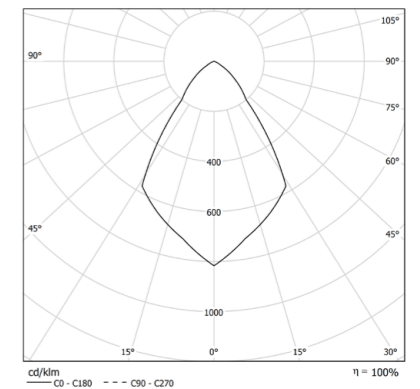


OPTIC

Internal aluminum reflectors:
12°- 20°- 40° - 70° beam angles.
CUT OFF > 30°.



IP 44 A



COLOUR TEMPERATURE //

4 0 0 0 K

COD	💡	lm
28VT35L412LE	35W 12° 4000K	4332
28VT35L420LE	35W 20° 4000K	4332
28VT35L440LE	35W 40° 4000K	4332
28VT35L470LE	35W 70° 4000K	4332
28VT38L412LE	38W 12° 4000K	4531
28VT38L420LE	38W 20° 4000K	4531
28VT38L440LE	38W 40° 4000K	4531
28VT38L470LE	38W 70° 4000K	4531
28VT52L412LE	52W 12° 4000K	6072
28VT52L420LE	52W 20° 4000K	6072
28VT52L440LE	52W 40° 4000K	6072
28VT52L470LE	52W 70° 4000K	6072

3 0 0 0 K

COD	💡	lm
28VT35L312LE	35W 12° 3000K	4190
28VT35L320LE	35W 20° 3000K	4190
28VT35L340LE	35W 40° 3000K	4190
28VT35L370LE	35W 70° 3000K	4190
28VT38L312LE	38W 12° 3000K	4409
28VT38L320LE	38W 20° 3000K	4409
28VT38L340LE	38W 40° 3000K	4409
28VT38L370LE	38W 70° 3000K	4409
28VT52L312LE	52W 12° 3000K	5908
28VT52L320LE	52W 20° 3000K	5908
28VT52L340LE	52W 40° 3000K	5908
28VT52L370LE	52W 70° 3000K	5908

ACCESSORIES



28AA16SE

Wire suspension kit for SMALL version. Cable length 3000mm.



28AA16ME

Wire suspension kit for MEDIUM version. Cable length 3000mm.



28AA16LE

Wire suspension kit for LARGE version. Cable length 3000mm.

TECHNICAL NOTE

