










FEATURES

-  Direct emission
-  UGR <19
-  IP 44





LED

-  3000K/4000K
-  >135 lm/W
-  CRI >90
-  Eye safety: R60/R61
-  Mac Adams 3
-  L80/B10 >50.000h

CERTIFICATIONS

-  EEA Conformity
-  Energy efficiency
-  5 years warranty
-  ETL

ON REQUEST

-  DALI - code D*
-  Bluetooth - code BT*
-  2700K - code K27*
5000K - code K5*
-  Emergency 1 hr - code EM*
Emergency 3 hrs - code EM3H*

SPECIFICATIONS

Built-in driver.
CoB LED technology.
MINI: aluminum internal reflectors
- beam angles: 15°- 20°- 36°- 50°
SMALL: aluminum internal reflectors
- beam angles: 10°- 20°- 40°- 50°
MEDIUM / LARGE: aluminum internal
reflectors - beam angles:
10°- 12°- 20°- 40°- 70°

BODY

Die-cast aluminum with epoxy powder coating.

COLORS

White RAL 9003 wrinkled
- code W
Black RAL 9005 wrinkled
- code BK

RELATED PRODUCTS

Hall Led Essential Ceiling (P. 175)
Hall Led IP65 (P. 292)
Hall Led Ceiling IP65 (P. 297)
Hall Led Ground (P. 300)

* Where available



DOWNLIGHT

HALL LED CEILING EVO

HALL LED CEILING EVO is the downlight solution for ceiling application, available in **four sizes**: Mini, Small, Medium, Large and **different outputs**, in order to **satisfy all lighting requirements**. A further advantage is given by the degree of protection IP44 and the available range of optics. **Chip on Board technology and integrated driver** offer high efficiency and simple installation.

ID 28

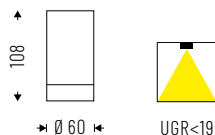


HALL LED CEILING EVO ^{MINI}

Accessories on page 174.

IP 44

Internal aluminum reflectors.
Beam angles: 15° - 20° - 36° - 50°.
CUT OFF > 30°.



Cod. 4000K	☼	lm	Ø mm
28VT9K415	9W 15°	1071	60
28VT9K420	9W 20°	1071	60
28VT9K436	9W 36°	1071	60
28VT9K450	9W 50°	1071	60

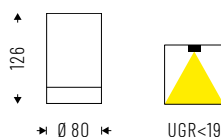
Cod. 3000K	☼	lm	Ø mm
28VT9K315	9W 15°	904	60
28VT9K320	9W 20°	904	60
28VT9K336	9W 36°	904	60
28VT9K350	9W 50°	904	60

HALL LED CEILING EVO ^{SMALL}

Accessories on page 174.

IP 44

Internal aluminum reflectors.
Beam angles: 10° - 20° - 40° - 50°.
CUT OFF > 30°.



Cod. 4000K	☼	lm	Ø mm
28VT13K410SE	13W 10°	1152	80
28VT13K420SE	13W 20°	1152	80
28VT13K440SE	13W 40°	1152	80
28VT13K450SE	13W 50°	1152	80
28VT18K410SE	18W 10°	1595	80
28VT18K420SE	18W 20°	1595	80
28VT18K440SE	18W 40°	1595	80
28VT18K450SE	18W 50°	1595	80

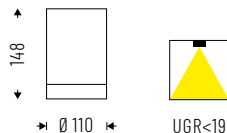
Cod. 3000K	☼	lm	Ø mm
28VT13K310SE	13W 10°	1104	80
28VT13K320SE	13W 20°	1104	80
28VT13K340SE	13W 40°	1104	80
28VT13K350SE	13W 50°	1104	80
28VT18K310SE	18W 10°	1529	80
28VT18K320SE	18W 20°	1529	80
28VT18K340SE	18W 40°	1529	80
28VT18K350SE	18W 50°	1529	80

HALL LED CEILING EVO MEDIUM

Accessories on page 174.

IP 44

Internal aluminum reflectors.
Beam angles: 10°- 20°- 40°- 70°.
CUT OFF > 30°.



Cod. 4000K	Icon	lm	Ø mm
28VT18K410ME	18W 10°	2316	110
28VT18K420ME	18W 20°	2316	110
28VT18K440ME	18W 40°	2316	110
28VT18K470ME	18W 70°	2316	110
28VT25K410ME	25W 10°	3151	110
28VT25K420ME	25W 20°	3151	110
28VT25K440ME	25W 40°	3151	110
28VT25K470ME	25W 70°	3151	110

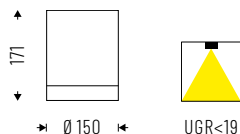
Cod. 3000K	Icon	lm	Ø mm
28VT18K310ME	18W 10°	2240	110
28VT18K320ME	18W 20°	2240	110
28VT18K340ME	18W 40°	2240	110
28VT18K370ME	18W 70°	2240	110
28VT25K310ME	25W 10°	3048	110
28VT25K320ME	25W 20°	3048	110
28VT25K340ME	25W 40°	3048	110
28VT25K370ME	25W 70°	3048	110

HALL LED CEILING EVO LARGE

Accessories on page 174.

IP 44

Internal aluminum reflectors.
Beam angles: 10°- 20°- 40°- 70°.
CUT OFF > 30°.



Cod. 4000K	Icon	lm	Ø mm
28VT35K412LE	35W 12°	4029	150
28VT35K420LE	35W 20°	4029	150
28VT35K440LE	35W 40°	4029	150
28VT35K470LE	35W 70°	4029	150
28VT38K412LE	38W 12°	4214	150
28VT38K420LE	38W 20°	4214	150
28VT38K440LE	38W 40°	4214	150
28VT38K470LE	38W 70°	4214	150
28VT52K412LE	52W 12°	5647	150
28VT52K420LE	52W 20°	5647	150
28VT52K440LE	52W 40°	5647	150
28VT52K470LE	52W 70°	5647	150

Cod. 3000K	Icon	lm	Ø mm
28VT35K312LE	35W 12°	3897	150
28VT35K320LE	35W 20°	3897	150
28VT35K340LE	35W 40°	3897	150
28VT35K370LE	35W 70°	3897	150
28VT38K312LE	38W 12°	4100	150
28VT38K320LE	38W 20°	4100	150
28VT38K340LE	38W 40°	4100	150
28VT38K370LE	38W 70°	4100	150
28VT52K312LE	52W 12°	5494	150
28VT52K320LE	52W 20°	5494	150
28VT52K340LE	52W 40°	5494	150
28VT52K370LE	52W 70°	5494	150

ACCESSORIES



Wire suspension kit with
3 pole-powered supply box.
Cable length: 3000mm.

28AA16SE - SMALL



Wire suspension kit with
3 pole-powered supply box.
Cable length: 3000mm.

28AA16ME - MEDIUM
28AA16LE - LARGE



Wire suspension kit with
5 pole-powered supply box.
Cable length: 3000mm.

28AA165PSE - SMALL
28AA165PME - MEDIUM
28AA165PLE - LARGE

ANTI-GLARE RINGS

Anti-glare rings that allow to focus the light beam hiding the light source. They perfectly fit in art galleries, museums and retail areas to value the subject with accent light without annoying glare issues.



28AA60AGW - MINI
Internal / external color:
White RAL 9003

28AA60AGWBK - MINI
Internal color: Black RAL 9005
External color: White RAL 9003

28AA60AGBK - MINI
Internal / external color:
Black RAL 9005



28AA80SAGW - SMALL
Internal / external color:
White RAL 9003

28AA80SAGWBK - SMALL
Internal color: Black RAL 9005
External color: White RAL 9003

28AA80SAGBK - SMALL
Internal / external color:
Black RAL 9005



28AAT10MAGW - MEDIUM
Internal / external color:
White RAL 9003.

28AAT10MAGWBK - MEDIUM
Internal color: Black RAL 9005
External color: White RAL 9003

28AAT10MAGBK - MEDIUM
Internal / external color:
Black RAL 9005