











## FEATURES

-  Direct emission
-  Direct/Indirect emission
-  UGR <19
-  IP 40






## LED

-  3000K/4000K
-  >105 lm/W
-  CRI >90
-  Eye safety: R60/R61
-  Mac Adams 3
-  L80/B10 >50.000h

## CERTIFICATIONS

-  EEA Conformity
-  Energy efficiency
-  5 years warranty
-  ETL certification

## ON REQUEST

-  DALI - code D\*
-  Bluetooth - code BT\*
-  Emergency 1 hr - code EM\*  
Emergency 3 hrs - code EM3R\*
-  2700K - code K27\*  
6500K - code K65\*
-  Human Centric Lighting\*

## SPECIFICATIONS

Built-in Driver.  
Diffuser with DPL technology,  
UGR <19 for environments with  
display screen equipment.  
Suspended version with double  
emission: direct / indirect.  
SPOT modules internal aluminum  
reflector 50° emission.

## BODY

Aluminum with epoxy  
powder coating.

## COLORS

Matte white RAL 9003 - code B  
Matte black RAL 9005 - code C8

## RELATED PRODUCTS

Groove Display (P. 76)  
Groove IP54 (P. 268)  
Groove Display IP54 (P. 271)

\* Where available



# GROOVE

**GROOVE** is a **competitive and versatile** profile suitable for recessed, surface and suspended mounting. Produced from painted extruded aluminium in a wide range of lengths and fitted with the latest LED technology for direct or bi-directional light distribution. With its choice of optics, **GROOVE** is a **perfect high performance ambient lighting solution** for commercial applications and, with the additional powerful adjustable accent spotlights, it is also suitable for retail and educational applications. A wide range of accessories are available, making **GROOVE** an **extremely flexible** design tool for architects and lighting designers.



ID 43

# GROOVE LOW POWER

Accessories on page 37.

IP 40

Direct emission with DPL technology diffuser (UGR<19).

End caps not included.



Cod. 4000K	W	lm	L mm
43DR24DPLK4	24W	2646	1130
43DR30DPLK4	30W	3308	1410
43DR36DPLK4	36W	3969	1690
43DR42DPLK4	42W	4631	1970
43DR48DPLK4	48W	5292	2250
43DR54DPLK4	54W	5954	2533
43DR60DPLK4	60W	6615	2810
43DR66DPLK4	66W	7277	3080

Cod. 3000K	W	lm	L mm
43DR24DPLK3	24W	2460	1130
43DR30DPLK3	30W	3077	1410
43DR36DPLK3	36W	3691	1690
43DR42DPLK3	42W	4306	1970
43DR48DPLK3	48W	4921	2250
43DR54DPLK3	54W	5537	2533
43DR60DPLK3	60W	6152	2810
43DR66DPLK3	66W	6767	3080

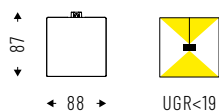
# GROOVE LOW POWER DOUBLE EMISSION

Accessories on page 37.

IP 40

Direct / indirect emission with DPL technology diffuser (UGR<19).

End caps not included.



Cod. 4000K	W	lm	L mm
43DI30DPLK4	30W: 24W+6W	3329	1130
43DI36DPLK4	36W: 30W+6W	3990	1410
43DI48DPLK4	48W: 36W+12W	5334	1690
43DI54DPLK4	54W: 42W+12W	5996	1970
43DI72DPLK4	72W: 48W+24W	8022	2250
43DI78DPLK4	78W: 54W+24W	8684	2533
43DI84DPLK4	84W: 60W+24W	9345	2810
43DI90DPLK4	90W: 66W+24W	10007	3080

Cod. 3000K	W	lm	L mm
43DI30DPLK3	30W: 24W+6W	3095	1130
43DI36DPLK3	36W: 30W+6W	3711	1410
43DI48DPLK3	48W: 36W+12W	4960	1690
43DI54DPLK3	54W: 42W+12W	5576	1970
43DI72DPLK3	72W: 48W+24W	7460	2250
43DI78DPLK3	78W: 54W+24W	8076	2533
43DI84DPLK3	84W: 60W+24W	8691	2810
43DI90DPLK3	90W: 66W+24W	9306	3080

## GROOVE HIGH POWER

Accessories on page 37.

IP 40

Direct emission with DPL technology diffuser (UGR<19).

End caps not included.



Cod. 4000K	Icon	lm	L mm
43DR45DPLK4HP		45W	4961
43DR57DPLK4HP		57W	6284
43DR68DPLK4HP		68W	7497

Cod. 3000K	Icon	lm	L mm
43DR45DPLK3HP		45W	4614
43DR57DPLK3HP		57W	5844
43DR68DPLK3HP		68W	6972

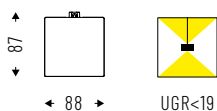
## GROOVE HIGH POWER DOUBLE EMISSION

Accessories on page 37.

IP 40

Direct / indirect emission with DPL technology diffuser (UGR<19).

End caps not included.



Cod. 4000K	Icon	lm	L mm
43DI51DPLK4HP		51W: 45W+6W	5644
43DI63DPLK4HP		63W: 57W+6W	6967
43DI80DPLK4HP		80W: 68W+12W	10227

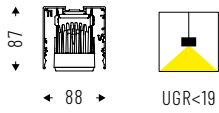
Cod. 3000K	Icon	lm	L mm
43DI51DPLK3HP		51W: 45W+6W	5248
43DI63DPLK3HP		63W: 57W+6W	6480
43DI80DPLK3HP		80W: 68W+12W	9511


# GROOVE <sup>SPOT</sup>


IP 40

Aluminum reflectors 50° beam angle.

Not for single installation.



Cod. 4000K		lm	L mm
43AA113K450	1x13W	1x1112	162
43AA213K450	2x13W	2x1112	262
43AA313K450	3x13W	3x1112	362

Cod. 3000K		lm	L mm
43AA113K350	1x13W	1x990	162
43AA213K350	2x13W	2x990	262
43AA313K350	3x13W	3x990	362

## ACCESSORIES



Single wire adjustable suspension kit.  
Lenght: 1500 / 3000mm

**43AA13**  
**43AA1330**



3 - 5 poles ceiling power cable.  
Cable length 2000mm.

**00AA16**  
**00AA165P**



End caps kit. (4 mm thickness already included in the product total length).

**43AA09**



Blind connection module in aluminium. Linear mechanical joints included

**43MC1000**: 1000mm  
**43MC2000**: 2000mm



Electrified linear joint.

**43AA11**



2 ways luminous joint.  
(Dim. 202 x 202mm)

**43DR12K4A90** 12W(LP)4000K  
**43DR12K3A90** 12W(LP)3000K  
**43DR24K4A90** 24W(HP)4000K  
**43DR24K3A90** 24W(HP)3000K



2 ways joint.  
(Dim. 202 x 202mm)

**43AA05**



3 ways joint.  
(Dim. 202 x 316mm)

**43AA06**



4 ways joint.  
(Dim. 316 x 316mm)

**43AA07**



Brackets kit for recessed installation.

**43AA17**



Satin methacrylate diffuser UGR<22, 10m coil to be measured and cut on site to provide continuous gap-free light diffusion.

**43PG10000**



Blind module L200mm with constant light and presence sensor.

**43AA00DIM**