GHOSTFEED 2.0

ID 15





GHOSTFEED 2.0



GHOSTFEED 2.0 strip



GHOSTFEED 2.0
SPOT ZOOM





Ghostfeed 2.0 allows the integration of Spot Zoom micro projectors and Trilly (p.290) suspension fittings with a dedicated mounting system.

The accessory elements are powered by the same driver as the LED strip and can be positioned along the system in continuous sequence, without additional connections.

CE | E | RETILAP | 5 YEARS WARRANTY | III

IP 40 | -20° +35° | CRI>90 | MacAdam 3 | RG0/RG1 | L90/B10 50.000h | 48 V

Body

Steel sheet with epoxy powders coating

GHOSTFEED 2.0



Kit of two die-cast aluminum wall tensioners and metal support strip.

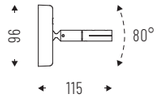

Cod.	m
15GF5	5
15GF10	10
15GF15	15

GHOSTFEED 2.0 / STRIP



Adhesive LED strip 48V CRI>90, 10W/m.
Length 5000mm, sectionable every 25mm.

CCT. 4000K	lm/m
15SL10K4	940
15SL10K4M15	940

CCT. 3000K	lm/m
15SL10K3	813
15SL10K3M15	813

Led	mm
10W	5000
10W	15000

CCT. 2700K	lm/m
15SL10K27	760
15SL10K27M15	760

Led	mm
10W	5000
10W	15000

GHOSTFEED 2.0 / SPOT ZOOM



Micro spot with adjustable beam from 10° to 40°
including mounting attachment for Ghostfeed 2.0 and connection cables.

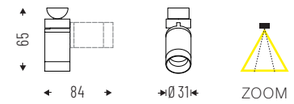

CCT. 4000K	lm
15ZM3K4GF	262
15ZM7K4GF	560

CCT. 3000K	lm
15ZM3K3GF	238
15ZM7K3GF	510

Led
3W
7W

CCT. 2700K	lm
15ZM3K27GF	221
15ZM7K27GF	474

Led
3W
7W

CE | E | RETILAP | 5 YEARS WARRANTY | III

IP 40 | -20° +35° | CRI>90 | MacAdam 3 | RG0/RG1 | L90/B10 50.000h | 48 V

On req.: DALI CODE — D | BT

Body

Steel sheet with epoxy powders coating

Colours

COD.W | COD.BK

ACCESSORIES



PG satin diffuser,
for direct/indirect light.

15PG1000 - L 1000mm
15PG2000 - L 2000mm
15PG3000 - L 3000mm



Blind module, available
in White and Black.

15MC1000 - L 1000mm
15MC2000 - L 2000mm
15MC3000 - L 3000mm



Quick connector for
strip-cable connection.

15AA09CR



Quick connector for
strip-strip connection.

15AA11SS



Slim driver 48V -
100W/150W/250W for
remote installation.

15LV10048IS
15LV15048IS
15LV25048IS



Control unit
DALI/0-10V/1-10V.
Push for 48V.

DIM48VD



Driver cover.

15GF16100
15GF16150
15GF16250



Driver+DALI control cover.

15GF16100D
15GF16150D
15GF16250D

TECHNICAL NOTES

CONFIGURATION EXAMPLE

Maximum length of the metal band: 15m. Two-point wall anchoring. 40° of maximum inclination towards the wall mount.

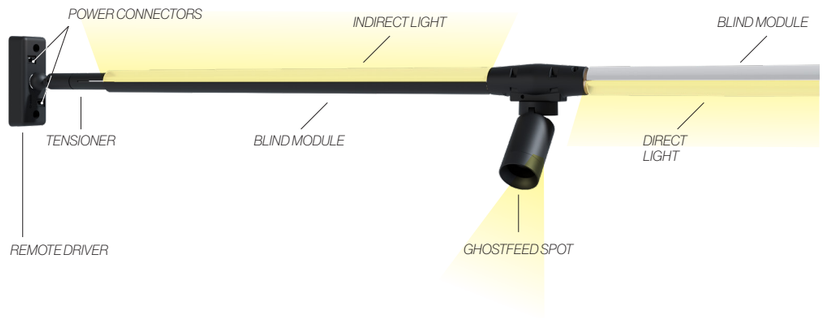

SCHEMA DI COLLEGAMENTO DALI
Wiring diagram DALI

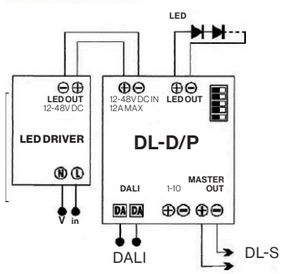

SCHEMA DI COLLEGAMENTO PUSH
Wiring diagram Push

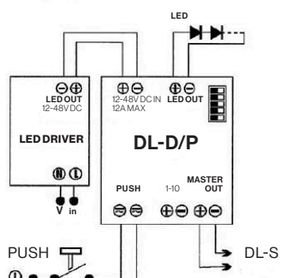

Schema/wiring Push 230Vac