










FEATURES

-  Direct emission
-  UGR <16; <22
-  IP 40




LED

-  3000K/4000K
-  >125 lm/W
-  CRI >90
-  Eye safety: R60/R61
-  Mac Adams 3
-  L80/B10 >50.000h

CERTIFICATIONS

-  EEA Conformity
-  Energy efficiency
-  5 years warranty

ON REQUEST

-  DALI - code D
-  Bluetooth - code BT*
-  Emergency 1 hr - code EM*
Emergency 3 hrs - code EM3R*

SPECIFICATIONS

Polycarbonate lens with ILC (Indirect Light Control) emission to favor indirect illumination, UGR <16. PG diffuser for homogeneous emission, with UGR <22.



FLIP is the new and **revolutionary lighting method** for spaces with **24mm visible structure suspended ceilings**. The ultra-slim linear luminaire can be arranged as desired to create light patterns, allowing designers greater creative freedom in respect to standard panels. Controlled direct emission ensures a low glare index (UGR <16) making **FLIP** ideal for both office lighting and general spaces. The lateral emission ensures that the luminaire uses the false ceiling as a reflective surface, to maximize visual comfort, it is also available in PG version, for those environments where diffused lighting is needed. **FLIP: free your creativity.**

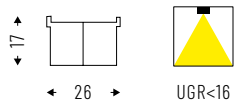
ID 42





FLIP

IP 40

Polycarbonate lens with ILC (Indirect Light Control) emission to favor indirect lighting, UGR <16.



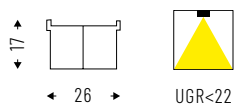
Cod. 4000K		lm	L mm
42PC9K4	9W	1026	599


Cod. 3000K		lm	L mm
42PC9K3	9W	995	599


FLIP^{PG}

IP 40

PG lens in frosted polycarbonate. UGR<22.



Cod. 4000K		lm	L mm
42P09K4	9W	1020	599

Cod. 3000K		lm	L mm
42P09K3	9W	989	599

ACCESSORIES



Straight electrified connector.

42AA11EL



2 ways 90° electrified connector.

42AA05EL



3 ways electrified connector.

42AA06EL



4 ways electrified connector.

42AA07EL



Driver 24V 35W for 1 fixture.

42LC1X



Driver 24V 35W for 1 fixture, DALI version.

42LC1XD



Driver 24V 60W up to 4 fixtures.

42LC4X



Driver 24V 60W up to 4 fixtures, DALI version.

42LC4XD



Driver 24V 100W up to 10 fixtures.

42LC10X



Driver 24V 100W up to 10 fixtures, DALI version.

42LC10XD



Kit for installation on plasterboard or semi-recessed panels.

42AA14

RECESSED

TECHNICAL NOTES



Thanks to the electrified connector and the side clips, installation to the false ceiling structure is immediate.