

GHOSTFEED 2.0

ID 15

GHOSTFEED 2.0 is the new **single-cable system** that, with a minimal installation impact, is able to create continuous **lines of light extending up to fifteen meters**. The special tensioners require only two anchoring points, thus finding space even in those architectural solutions where the presence of the light source must be particularly discreet. **The low voltage system of GHOSTFEED 2.0** allows the installation of **LED strips for direct and indirect light**; further versatility is conferred by accessories such as **diffusing optics, blind modules** and adjustable **micro-spots for accent lighting**.

☑ Features

- Direct/indirect emission
- UGR<22
- IP 40

💡 Led

- 2700K/3000K/4000K
- CRI>90
- Eye safety: RG0/RGi
- Mac Adams 3
- L80/B10 >50.000h

🕒 Specifications

- Remote driver
- Diffuser in satin methacrylate for direct/indirect emission

☐ Body

- Steel sheet with epoxy powders coating

🎨 Colors

- White wrinkled matte RAL 9003 - code W
- Black RAL 9005 matte - code BK

☆ Certifications

- CE Conformity
- BIS Conformity
- RETILAP Conformity
- Energy efficiency E
- 5 years warranty


📦 On request

- DALI - code D*
- Bluetooth - code BT*

** Where available*

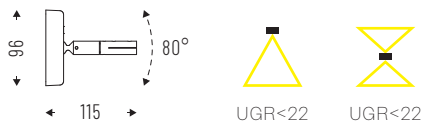


LOW VOLTAGE



GHOSTFEED___2.0

Kit of two die-cast aluminum wall tensioners and metal support strip.



Cod.	m
15GF5	5
15GF10	10
15GF15	15



GHOSTFEED___STRIP

Adhesive LED strip 48V CRI>90, 10W/m.
Length 5000mm, sectionable every 25mm.

Cod. 4000K	Led	lm/m	mm
15SL10K4	10W	940	5000
15SL10K4M15	10W		15000

Cod. 3000K	Led	lm/m	mm
15SL10K3	10W	813	5000
15SL10K3M15	10W		15000

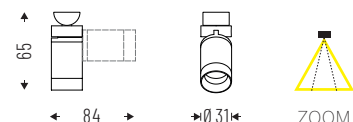
IP 20



Cod. 2700K	Led	lm/m	mm
15SL10K27	10W	760	5000
15SL10K27M15	10W		15000

GHOSTFEED___SPOT ZOOM

Micro spot with adjustable beam from 10° to 40°
including attack for Ghostfeed 2.0.



IP 40

Cod. 4000K	Led	lm
15ZM3K4GF	3W	262
15ZM7K4GF	7W	560

Cod. 3000K	Led	lm
15ZM3K3GF	3W	238
15ZM7K3GF	7W	510

Cod. 2700K	Led	lm
15ZM3K27GF	3W	221
15ZM7K27GF	7W	474



ACCESSORIES



PG satin diffuser,
for direct/indirect light.

15PG1000 - L 1000mm
15PG2000 - L 2000mm
15PG3000 - L 3000mm



Blind module, available
in White and Black.

15MC1000 - L 1000mm
15MC2000 - L 2000mm
15MC3000 - L 3000mm



Quick connector for
strip-cable connection.

15AA09CR



Quick connector for
strip-strip connection.

15AA11SS



Slim driver 48V -
100W/150W/250W for
remote installation.

15LV10048IS
15LV15048IS
15LV25048IS



Control unit
DALI/0-10V/1-10V.
Push for 48V.

DIM48VD



Driver cover.

15GF16100
15GF16150
15GF16250



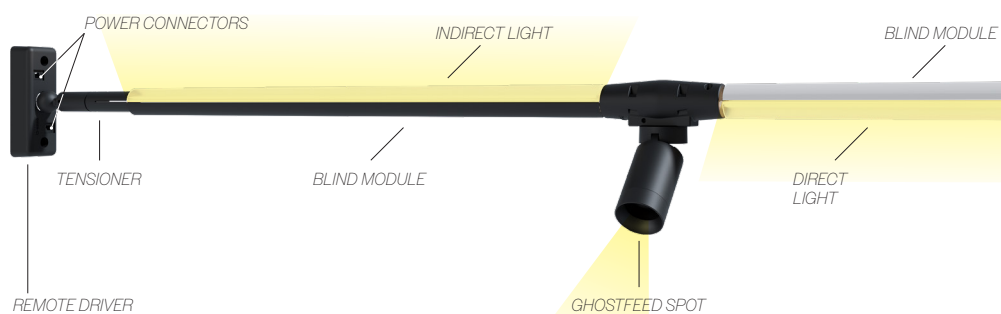
Driver+DALI control cover.

15GF16100D
15GF16150D
15GF16250D

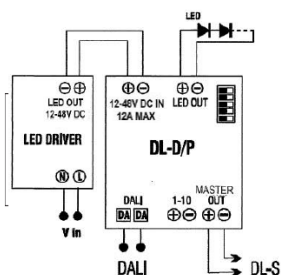
TECHNICAL NOTES

CONFIGURATION EXAMPLE

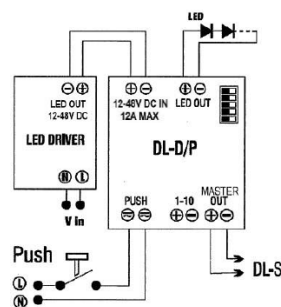
Maximum length of the metal band: 15m. Two-point wall anchoring. 40° of maximum inclination towards the wall mount.



Schema di collegamento DALI
Wiring diagram DALI



Schema di collegamento Push
Wiring diagram Push



Schema/wiring Push 230Vac